

ATA-300 Series Power Amplifier

High current, high power

The voltage gain is roughly adjusted by 1 times
of step and fine by 0.1 times of step



Technical Index

Bandwidth (-3dB) up to DC~30kHz

Maximum output power 810Wp

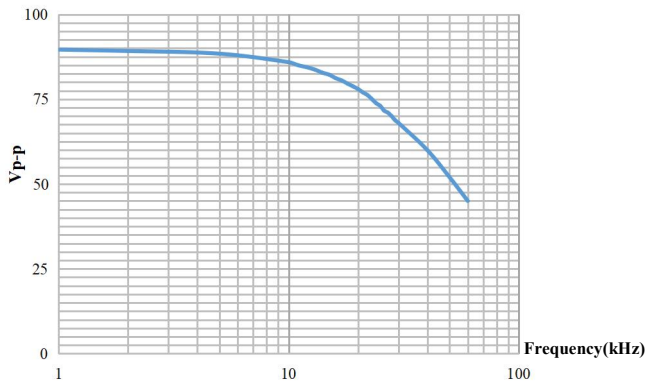
Adjustable voltage gain

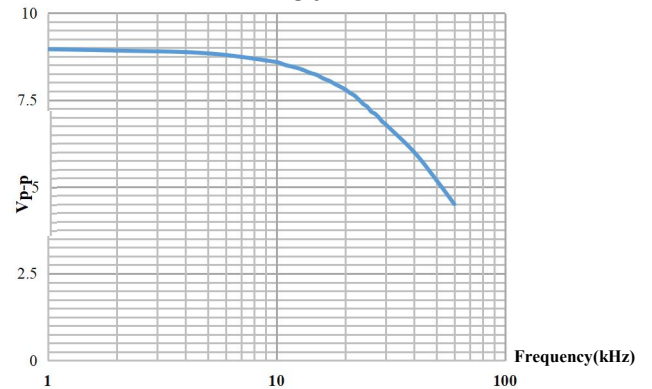
Introduction

ATA-300 series power amplifier is an ideal power amplifier that can amplify AC and DC signals. The maximum output power is 810Wp, which can drive power load. The voltage gain can be adjusted by numerical control, and the common settings can be saved by one key. It can be used with mainstream signal generator to realize perfect signal amplification.

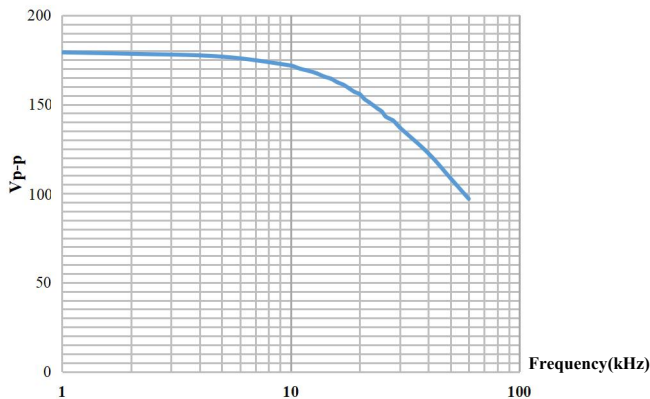
Model	ATA-304	ATA-308	ATA-309
Output form	Single output	Differential output	Single output
Bandwidth (-3dB)	DC~30kHz	DC~30kHz	DC~30kHz
Maximum output voltage	90Vp-p ($\pm 45Vp$)	180Vp-p ($\pm 90Vp$)	90Vp-p ($\pm 45Vp$)
Maximum output current	4Ap (DC~50Hz)	4Ap (DC~50Hz)	9Ap (DC~50Hz)
	8Ap (>50Hz)	8Ap (>50Hz)	18Ap (>50Hz)
Maximum output power	360Wp	720Wp	810Wp
Fuse	8A/250V	8A/250V	10A/250V
Voltage gain	x0~30 (0.1 step/1 step)	x0~60 (0.1 step/1 step)	x0~30 (0.1 step/1 step)
Load R_L upper limit	$\geq 11.15\Omega$ (DC~50Hz)	$\geq 22\Omega$ (DC~50Hz)	$\geq 4.9\Omega$ (DC~50Hz)
	$\geq 5.5\Omega$ (>50Hz)	$\geq 10.75\Omega$ (>50Hz)	$\geq 2.4\Omega$ (>50Hz)
Output resistance	0.1 Ω	0.5 Ω	0.1 Ω
Slew Rate	$\geq 6V/\mu s$	$\geq 12V/\mu s$	$\geq 6V/\mu s$
Input resistance	5k Ω		
Input amplitude	0~10Vp-pMAX		
Output voltage error	$\leq \pm 3\%FS@1kHz$		
Total harmonic distortion (THD)	$\leq 0.5\%@1kHz, 90Vp-p$		
Output voltage zero-point drift	$\leq \pm 0.3V$		
Signal-noise ratio(SNR)	$\geq 80dB$		
Output Connector	4mm Banana socket		
Protection	Overcurrent protection		
Signal Ground	It is connected with the grounding of the shell and the power line		

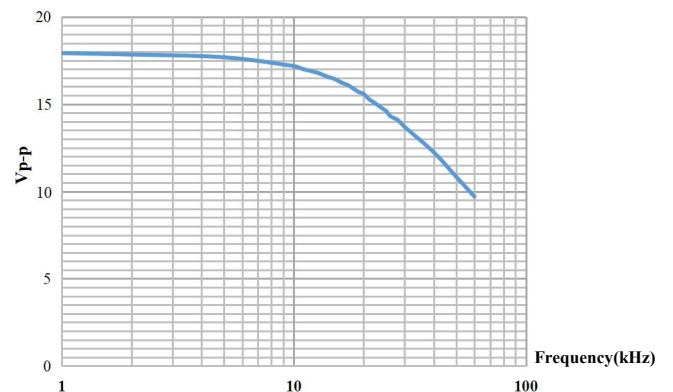
Supply voltage	AC220V±10%, 50Hz
Operating temperature	0°C~45°C
Storage temperature	-20°C~50°C
Humidity	≤80%RH, no condensation
Size (W * H * D)	440*163*470mm

ATA-304

 Amplitude-frequency characteristic
 (Maximum output voltage V_{p-p})

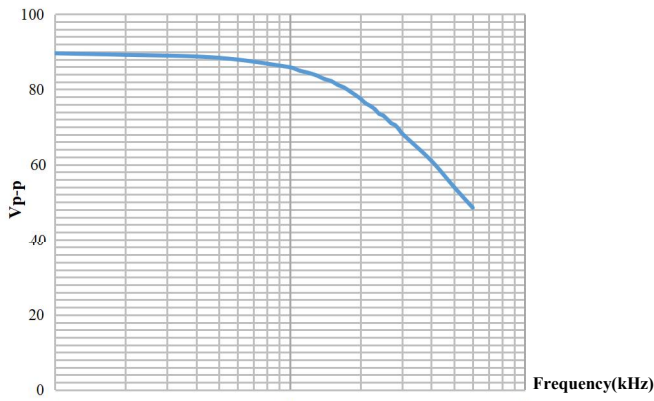
ATA-304


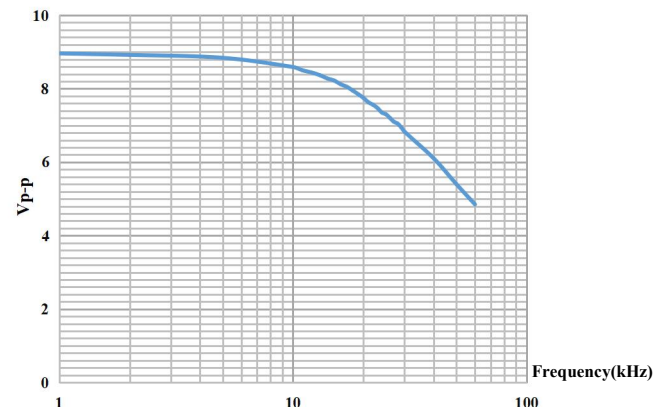
Small signal amplitude-frequency characteristic

ATA-308

 Amplitude-frequency characteristic
 (Maximum output voltage V_{p-p})

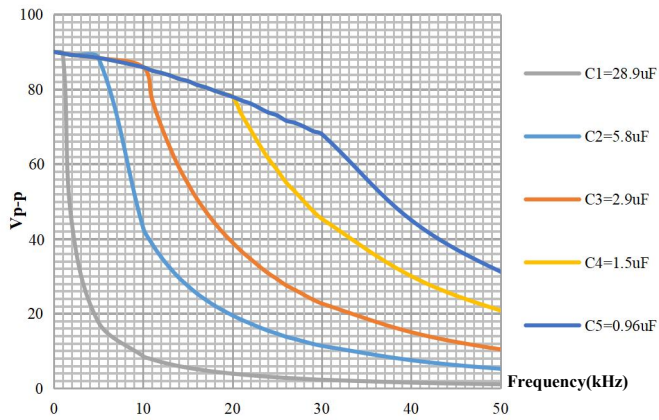
ATA-308


Small signal amplitude-frequency characteristic

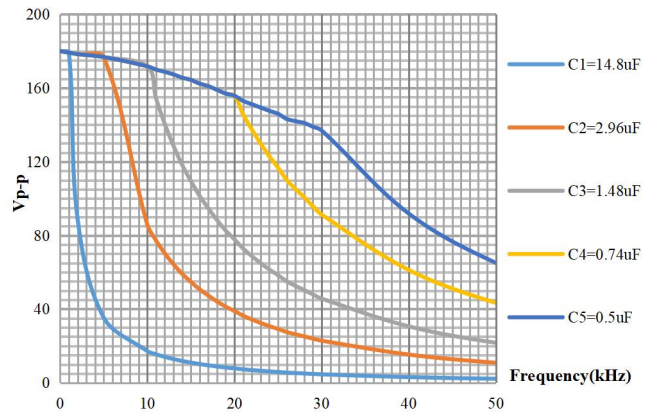
ATA-309

 Amplitude-frequency characteristic
 (Maximum output voltage V_{p-p})

ATA-309


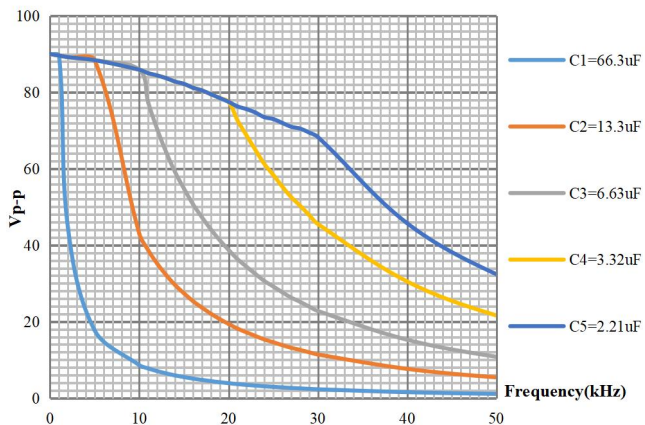
Small signal amplitude-frequency characteristic

ATA-304


ATA-304 Capacitive loads curve

ATA-308


ATA-308 Capacitive loads curve

ATA-309


ATA-309 Capacitive loads curve

Xi'an Aigtek Electronic Technology Co., Ltd.

Address: Zhicheng Business, No.17, Gaoxin 4th Road, Xi 'an Hi-tech Industrial Development Zone

Tel: (+86) 029-88865020

Email: sales@aigtek.com

 Website: <http://www.aigtek.com>