



AP-AB1216 Air Source AC Pulse Ion Bar



General

Air Source AC Pulse Ion Bar

AP-AB1216

Product Feature

- 1.Bar shaped and cross over static eliminator
- 2.Adjustable positive and negative ion output rate
- 3.Manufactured by using the latest patented technology of static removing
- 4.Fast speed of static removing, low ion balance and high safety
- 5.Adjustable positive and negative ion frequency
- 6.With alarm function of high voltage fault

7.Remote control ion output

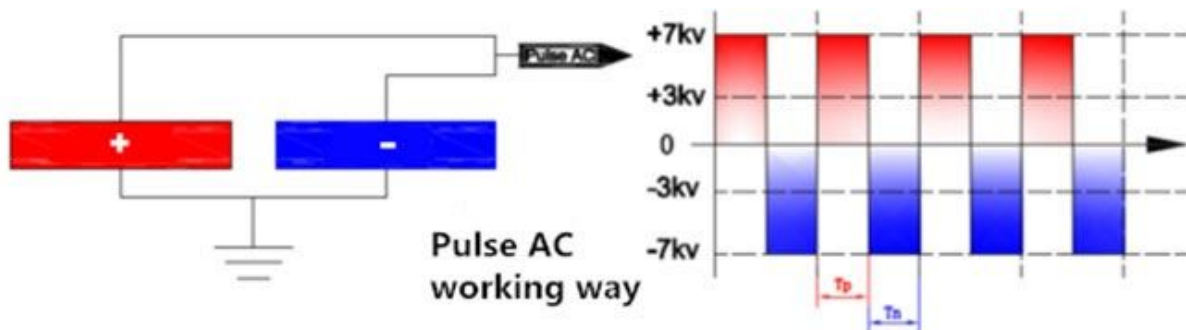
8.Shock-proof function prevent user from being electric shocked

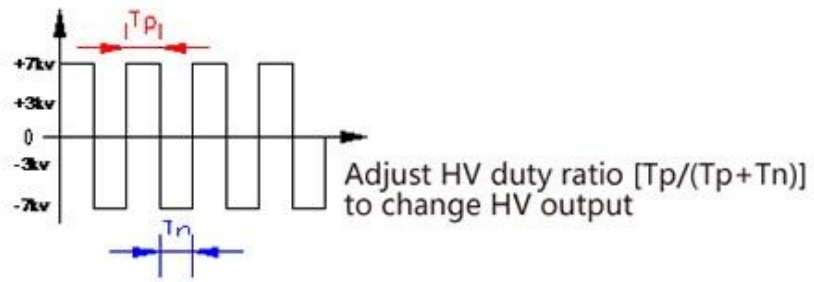
Specification

Model No.	AP-AB1216
Input Voltage	DC 24V
Input current	<600mA
Power	10W
Working Voltage	±5000V
Working method	Pulse AC
Emitter electrode	SUS
Discharge structure	Resistance coupling
Output frequency	1,3,5,10,20,30,50Hz ; (Factory setting:30Hz)
Duty Ratio	10%—90%
Working range	L*W*H : {385-410 (Probe distance 25mm) ; 460-2960 (Probe distance 50mm) }*300*1000mm
Working distance	100→1000mm
Ion balance	≤ ±30V (AVE)
Discharge speed	≤2S
Warning indicate	Power input indicator, High Voltage indicator (Green is normal, Red is abnormal)
Status monitoring	Series network monitoring / wireless monitoring
Airflow pressure	≤0.6MPa
air source connector With throttle valve	Φ8-G1/8 Black

Working temperature	0°C-50°C
Working humidity	<70%
Dimension	L*W*H : {385-410 (Probe distance25mm) ; 460-2960 (Probe distance50mm) }*35*78.4mm
Bar body material	Flame retardant PVC、ABS、AL、SUS
Accessories	Flexible 180° install bracket
Power adapter	GRT-240200 : DC24V 2A, Dual network port output, 123*61*40.5mm (L*W*H)
Power adapter cable length	2.5m
Warranty	1 Year
Certificate	CE

Working Ways (AC)





Static on object surface
Case 1



Reduce T_p to generate less positive ion and more negative ion and neutralize the redundant positive ion on object surface.

Static on object surface
Case 2



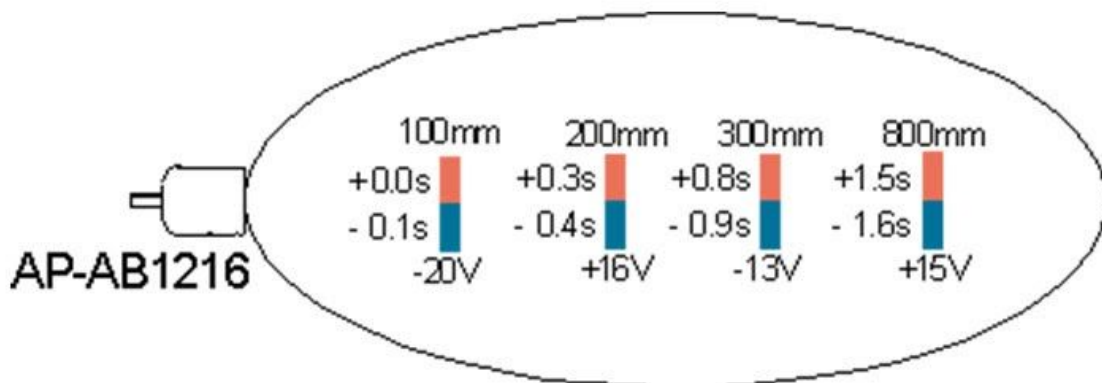
Increase T_p to generate more positive ion and less negative ion and neutralize the redundant negative ion on object surface.

Static on object surface
Case 3



Adjust $[T_p/(T_p+T_n)]$ proper setting to generate equal quantity of positive and negative ions and neutralize the static on object surface.

Elimination Effect



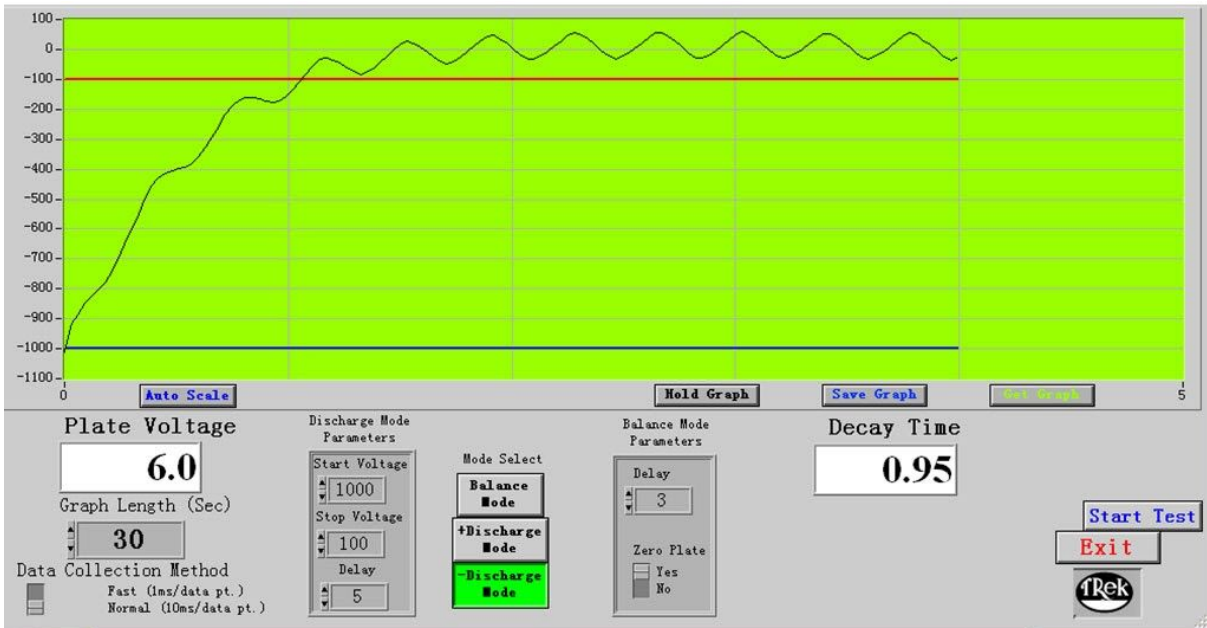
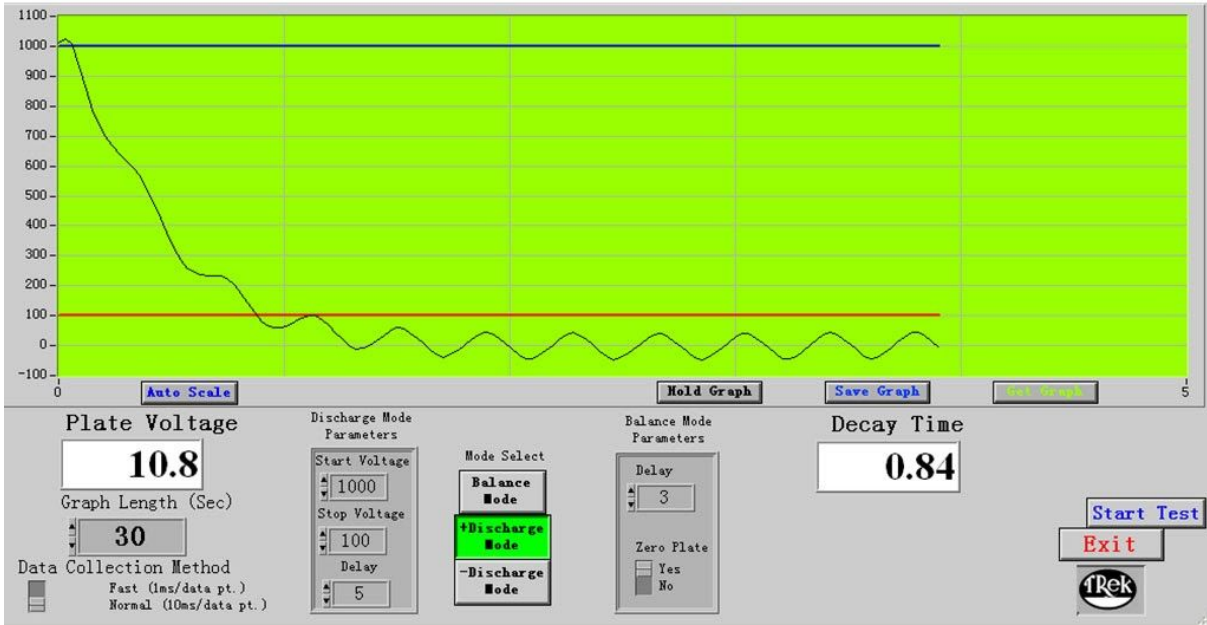
Testing instrument : 3M-711 Static tester

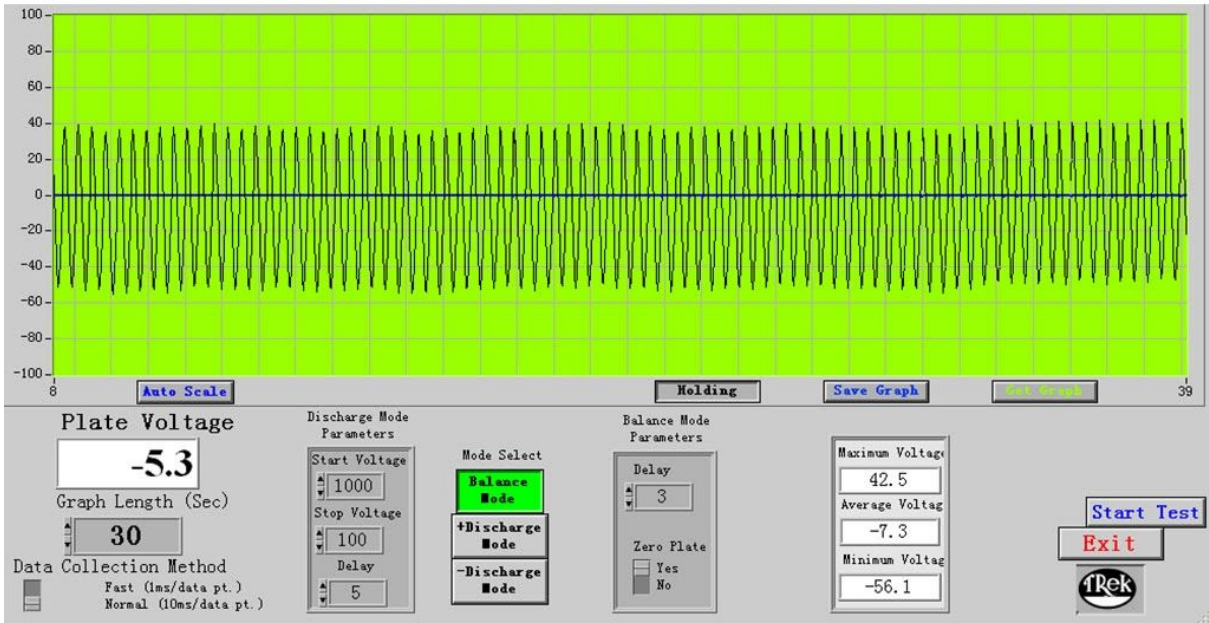
Testing standard : ESD.STM3.1-2000 ; SJ/T 11446—2013

Testing voltage : ± 1000 — $\pm 100V$ Attenuation

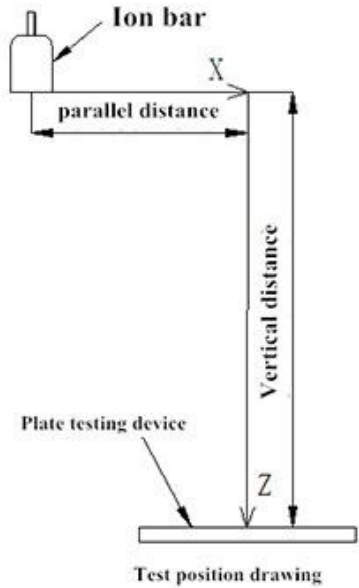
Testing environment : Humidity $50 \pm 5\%$ Temperature: 23 ± 3

Testing data as below (Test distance : 100mm, Ion bar width : 410mm) :





Test standard : ANSI/ESD.STM3.1, ANSI/ESD.SP3.3, SJ/T 11446—2013
 Test Device : Trek157 static detector
 Test Voltage : $\pm 1000\text{V} \rightarrow \pm 100\text{V}$ attenuation
 Test environment : Humidity $50 \pm 5\%$; Temperature $23 \pm 3^\circ\text{C}$
 Other test environment, test result as below



Ion bar length : 385mm ; Working frequency : 30Hz ;			
Test distance (mm)	Air flow pressure (MPa) Note 1*	Duty ratio(%)	Discharge ability

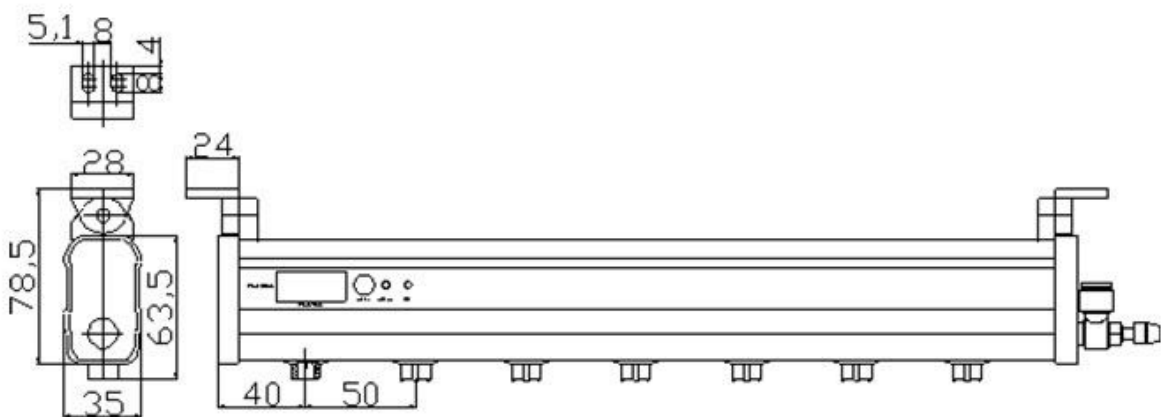
				+ discharg e speed (S)	- discharg e speed (S)	Ion balance (V)
Verti cal	paral lel					
300	-150	0.2	49	2.7	2.9	-0.7
	0		52	0.5	0.5	4.1
	150		49	2.9	3	-0.7
	-150	0.4	49	1.3	1.5	-5
	0		50	0.2	0.2	12.9
	150		49	1.6	1.9	-2.4
	-150	0.6	49	1.1	1.2	-3.8
	0		49	0.1	0.2	-11.6
	150		49	1.3	1.2	13.1
500	-150	0.2	50	2.6	3.1	-5.6
	0		51	1.1	1.3	-2.6
	150		51	2.9	3.1	2.2
	-150	0.4	49	1.5	1.8	-5.9
	0		49	0.6	0.8	-15
	150		50	1.8	1.6	11.7
	-150	0.6	49	0.9	1.2	-3.9
	0		49	0.4	0.6	-4.6
	150		49	1.2	1.4	-2.6

600	-150	0.2	50	1.8	2.4	-3.4
	0		51	1.3	1.7	1.2
	150		50	2.1	2.6	-2.4
	-150	0.4	50	1.1	1.2	9.1
	0		49	0.7	1	-4.6
	150		49	1.1	1.4	-3.7
	-150	0.6	49	0.7	0.9	-3.4
	0		49	0.5	0.7	-6.8
	150		49	0.9	1.1	-1.3

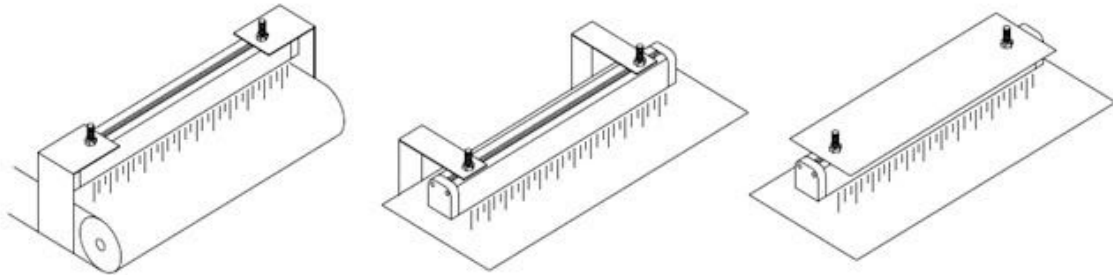
Notice : 1*——Real-time airflow pressure values

The ion balance performance will have difference depend on bar length,airflow pressure,working frequency,install distance;It should be adjusted duty ratio according to real working environment to make ion balance in best.

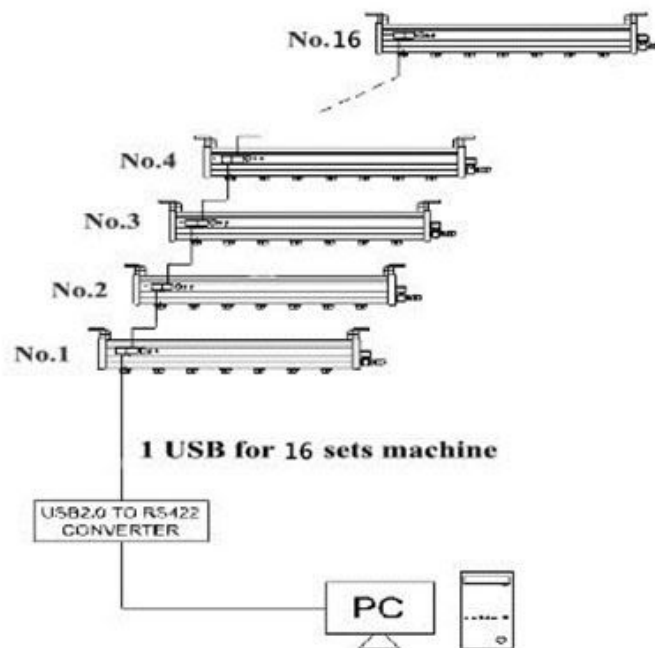
1.Outline dimensional drawing



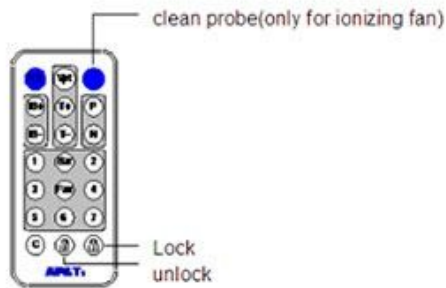
2.Positioning



3.Integrate Control Outline



4.Remote control



- 1."R/S": start/standby
- 2."IB+":Increase duty ready;"IB-":Decrease duty ratio ;
- 3."Vpt":Static sensor detector value setting;"Vpt"+"T+":increase value;"Vpt"+"T-"decrease value
- 4."T+":Increase cleaning cycle;"T-" decrease cleaning cycle;
- 5."P":Only positive voltage work;"N" Only Negative voltage work;
- 6."Bar"+"1":Set ion bar working frequency 1Hz;"Bar"+"2" Set ion bar working frequency 3Hz;
."Bar"+"3"Set ion bar working frequency 5Hz;"Bar"+"4"Set ion bar working frequency 10Hz;
."Bar"+"5"Set ion bar working frequency 20Hz;"Bar"+"6"Set ion bar working frequency 30Hz;
."Bar"+"7"Set ion bar working frequency 50Hz;
- 7."Fan"+"1": set ion fan working frequency 3Hz;"Fan"+"2": set ion fan working frequency 5Hz;
."Fan"+"3": set ion fan working frequency 8Hz;"Fan"+"4": set ion fan working frequency 10Hz;
."Fan"+"5": set ion fan working frequency 20Hz;"Fan"+"6": set ion fan working frequency 30Hz;
."Fan"+"7": set ion fan working frequency 50Hz;
- 8."C":Reset