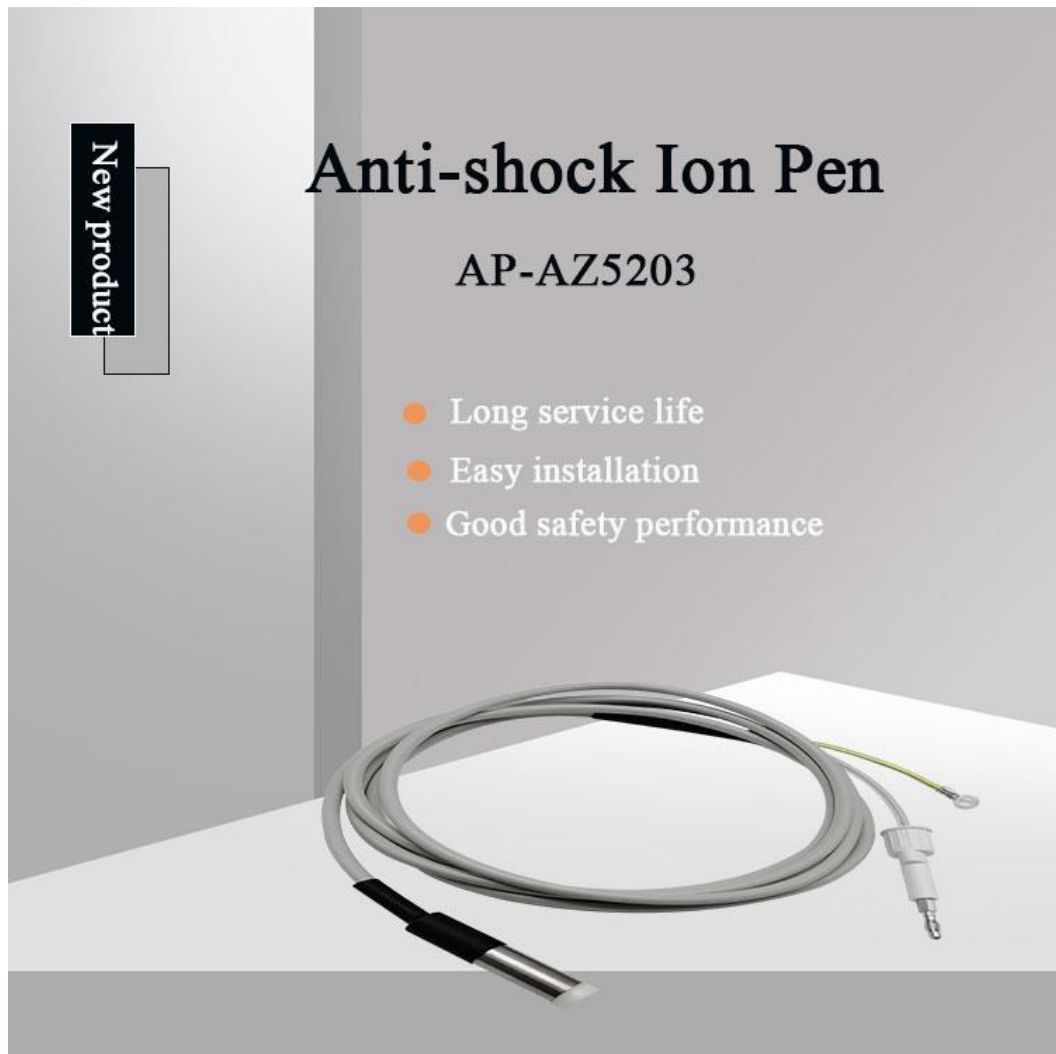




AP-AZ5203 Electroshock-proof Ion Pen

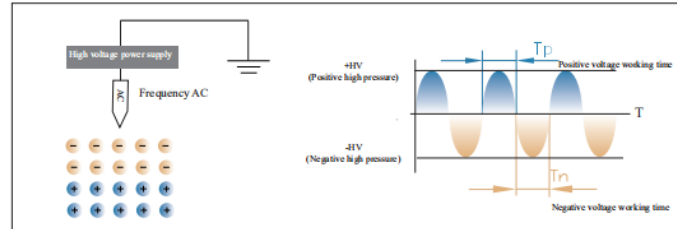
Product Description




Details

Working way

Ion pen adopts power frequency AC high voltage and uses special emitting electrodes to ionize air molecules into positive and negative ions and transport them to the surface of electrostatic objects to neutralize positive and negative charges for static removal effectively and reliably.



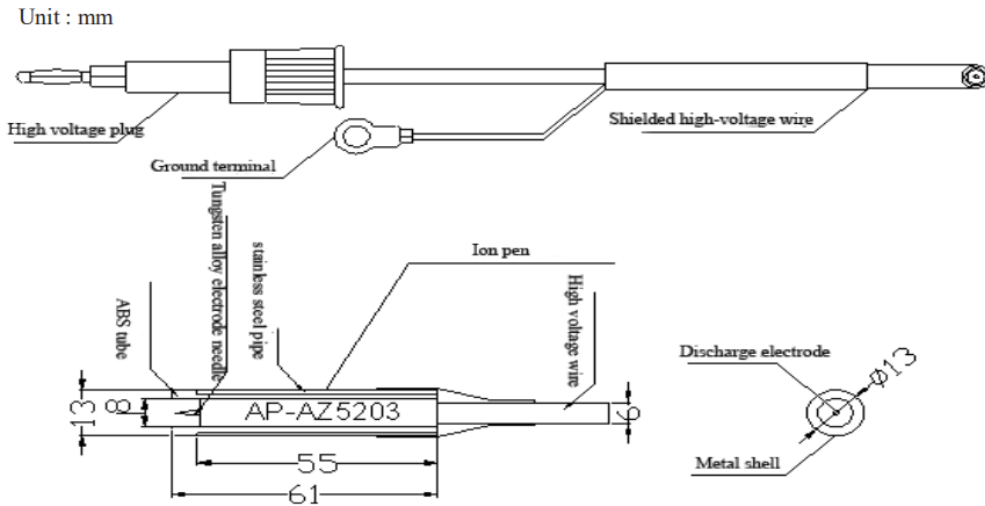
Product details



Specification

Model	AP-AZ5203
Working voltage	AC5600V
Power	20W
Discharge distance	30 — 70mm
Ion balance	$\leq \pm 100V $
Discharge speed	$\leq 2.0S$
Working temperature	0°C-50°C
Working humidity	$\leq 70\%RH$
Power cord	2.5M (can be customized according to requirements)
Power supply	AP-AY1505/2505

Installation



Installation tips

- ① Ion pen should be placed in the working area where static electricity is eliminated.(about 30~70mm away from the surface of the static electricity object is better) The installation angle should be perpendicular to the surface of the discharged body.
- ② Keep ion pen away from the metal conductor and metal grounding body around the electrode.
- ③ Ion pen and high-voltage power supply must be reliably connected to the ground wire of the AC equipment and the grounding resistance is less than 1 ohm.
- ④ The surface of ion pen is not allowed to be covered by other objects.
- ⑤ Two ion pens should be installed side by side with an interval of more than 10cm and more than 15cm away from obstacles such as walls.



Application

