




## DT-25 Home Energy Check

The Home Energy Check is a power-measuring device which complies with the latest state of the art. It enable you to determine the energy costs of "current eaters" in a simplest way.





<b>Specifications:</b>	
Operating voltage	230 V A.C., 50 Hz
Tolerance	$\pm 1\% \pm 1W$ (max. $\pm 2\%$ and $\pm 2W$ )
Measurements range	2,500 W; max. $\pm 4\%$ for measurements exceeding 2,500 W
Input/Output	Earthing protective contact plug and socket
Maximum amperage	Approx. 13 A
Max. power	3,000 W (= 3kW= abt.13 A x 230 V)
Overflow indication	Flashing signal from abt.3,070 W
Working temperature	From +10°C to +40°C, rel.humidity of air < 75 %, noncondensing



**DT-25 Home Energy Check**

The Home Energy Check is a power-measuring device which complies with the latest state of the art. It enable you to determine the energy costs of "current eaters" in a simplest way.





**Size(HxWxD):** 140mm x 72mm x 43mm

**Weight:** 280g

**Accessories:** Battery and clamshell.