



VARISPIN 15 MULTI CENTRIFUGE

Multi purpose centrifuge with large capacity and a variety of rotor options



● ● ● **STANDARD SPECIFICATION**



Max. RPM	15,000RPM(Angle Rotor)	4,000RPM(Swing Rotor)
Max. RCF	23,847 xg	3,667 xg
Max. Capacity	85ml x 6	750ml x 4
Accel / Decel phase	0 ~ 9 (10 Step)	
Noise Level	≤60dB	
Set Time	99 hour 59 min 59sec or continuous	
Time Count	From start / From set-up RPM	
Program	100 memory	
Rotor ID	Automatic Recognition	
Display	4.3" LCD Touch Screen	
RPM Range	400 to 15,000 rpm	
Display message on screen	RPM, RCF, Time, Door open/close, ACC, DEC, Rotor ID, Program	
Available Rotor Quantity	13	
Power Supply	V15-MB	AC 230V ± 10%, 50-60Hz, 1Phase
	V15-MBT	AC 1200V ± 10%, 50-60Hz, 1Phase
	V15-MBJ	AC 100V ± 10%, 50-60Hz, 1Phase
Power Consumption	1,500W	
Dimension(W x D x H)	546 x 684 x 379 mm (H:915mm with open lid)	
Weight (without rotor)	70kg	

● ● ● MAIN FEATURE

● Wide Range of Application

Various rotor options for multiple purposes in different users

● CRYSTE FLIP™ Touch Controller

- User-friendly 4.3" full color touch LCD controller helps to set the parameter at modern way
- All set points are visible at a glance and setting is easy
- Touch pad lock doesn't allow misuse during operation

● Silent Operation

Well-balanced motor minimized vibration, which leads to the most silent operation

● Ideal Security

Unauthorized access is prohibited through password

● A Variety of Tubes Applicable

- Various sizes of tube are available from 0.2ml to 750ml
- Proper tube adaptors are selectable

● Energy Saving

- Pre-set energy saving mode can help to reduce the electrical operating cost
- Unnecessary operation without the real-use can be controlled by Standby Mode

● Biocontainment Rotor/Bucket Option

- Option for handling biohazardous materials
- Biocontainment sealing buckets are certified by TUV NORD in compliance with IEC61010-2-020:2016, Annex AA

● ● ● ORDER INFORMATION

	ITEM	DESCRIPTIONS	ORDER CODE
Main Body	VARISPIN 15	VARISPIN 15, without rotor, 230V/50~60Hz	V15-MB
	VARISPIN 15	VARISPIN 15, without rotor, 120V/50~60Hz	V15-MBT
	VARISPIN 15	VARISPIN 15, without rotor, 100V/50~60Hz	V15-MBJ
Angle Rotor	A480.2T	0.2ml x 48 fixed angle rotor for PCR tubes(x6 PCR strips) (Max 12,000RPM)	V15-AR1
	A301.5T	1.5/2.0ml x 30 fixed angle rotor (Max 15,000RPM)	V15-AR2
	A481.5T	1.5/2.0ml x 48 fixed angle rotor (Max 13,000RPM)	V15-AR3
	A1215T	15ml x 12 fixed angle rotor (Max 12,000RPM)	V15-AR4
	A1215TC	15ml x 12 fixed angle rotor for conical tubes (Max 13,000RPM)	V15-AR5
	A650T	50ml x 6 fixed angle rotor (Max 12,000RPM)	V15-AR6
	A650TC	50ml x 6 fixed angle rotor for conical tubes (Max 13,000RPM)	V15-AR7
	A850T	50ml x 8 fixed angle rotor (Max 12,000RPM)	V15-AR8
	A685T	85ml x 6 fixed angle rotor (Max 12,000RPM)	V15-AR9
	A6250T	250ml x 6 fixed angle rotor (Max 8,000RPM)	V15-AR10
Swing Rotor	S4250TE	250ml x 4-wing swing rotor for rectangular/micro plate buckets (Max 4,000RPM)	V15-SR1
	S4250T	250ml x 4-wing swing rotor for round buckets (Max 4,000RPM)	V15-SR2
	S4750T	750ml x 4-wing swing rotor for round buckets / micro plate buckets (Max 4,000RPM)	V15-SR3

●●● AVAILABLE ANGLE ROTORS

LAB.SAFETY












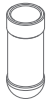

CENTRIFUGES

LAB.BASIC


























Rotor									
	Fixed Angle Rotor $\angle 45^\circ$ 48 x 0.2ml Radius(mm) : 83.5		Fixed Angle Rotor $\angle 45^\circ$ 30 x 1.5ml Radius(mm) : 94.8			Fixed Angle Rotor $\angle 45^\circ$ 48 x 1.5ml Radius(mm) : 94.8			
Item	A480.2T		A301.5T			A481.5T			
Tube									
Volume (ml)	0.2	0.2ml Strips	0.2	0.5	1.5 / 2.0	0.2	0.5	1.5 / 2.0	
Adaptor / tube rack									
Item			F1.5A-0.2		F1.5A-0.5		F1.5A-0.2		F1.5A-0.5
Number per rack / rotor	48	6	30	30	30	48	48	48	
Adaptor bore (mm)	6.5	6.5	6.5	8	11	6.5	8	11	
Max. height for use (mm)	-	-	44	52	61	In 51 Out 44	In 62 Out 54	In 70 Out 61	
RPM	12,000	12,000	15,000	15,000	15,000	13,000	13,000	13,000	
Radius (mm)	83.5	83.5	80.3	86.7	94.8	In 70.3 Out 80.3	In 76.7 Out 86.7	In 84.8 Out 94.8	
RCF	13,443	13,443	20,199	21,809	23,847	In 13,283 Out 15,172	In 14,492 Out 16,381	In 16,022 Out 17,912	

Rotor								
	Fixed Angle Rotor $\angle 28^\circ$ 12 x 15ml Radius(mm) : 97.1		Fixed Angle Rotor $\angle 25^\circ$ 12 x 15ml Conical Radius(mm) : 100.9		Fixed Angle Rotor $\angle 30^\circ$ 6 x 50ml Radius(mm) : 99.9		Fixed Angle Rotor $\angle 25^\circ$ 6 x 50ml Conical Radius(mm) : 95.7	
Item	A1215T		A1215TC		A650T		A650TC	
Tube								
Volume (ml)	15(16)		15 Conical		15 Conical	50	15 Conical	50 Conical
Adaptor / tube rack								
Item					F50A-15C		F50CA-15C	
Number per rack / rotor	12		12		6	6	6	6
Adaptor bore (mm)	19		17		17	29.5	17	30
Max. height for use (mm)	117		129		122	120	124	121
RPM	12,000		13,000		12,000	12,000	13,000	13,000
Radius (mm)	97.1		100.9		94.3	99.9	91.3	95.7
RCF	15,632		19,064		15,182	16,083	17,250	18,082

••• AVAILABLE ANGLE ROTORS

Rotor	 Fixed Angle Rotor $\angle 30^\circ$ 8 x 50ml Radius(mm) : 103.4		 Fixed Angle Rotor $\angle 25^\circ$ 6 x 85ml Radius(mm) : 99.8			 Fixed Angle Rotor $\angle 25^\circ$ 6 x 250ml Radius(mm) : 138.4	
Item	A850T		A685T			A6250T	
Tube							
Volume (ml)	15 Conical	50	15 Conical	50 Conical	50	85	250
Adaptor / tube rack							
Item	F50A-15C		F85A-15C	F85A-50C	F85A-50		
Number per rack / rotor	8	8	6	6	6	6	6
Adaptor bore (mm)	17	29.5	17	30	29	39	62
Max. height for use (mm)	123	120	123	122	118	118	126
RPM	12,000	12,000	12,000	12,000	12,000	12,000	8,000
Radius (mm)	97.8	103.4	90.7	94.8	95.3	99.8	138.4
RCF	15,745	16,647	14,602	15,262	15,343	16,067	9,903

••• AVAILABLE SWING ROTORS

S4750T	B750	BS750							B500	BW750		
												
	S750T-3-24	S750T-5-24	S750T-10-19	S750T-15-19	S750T-15C-14	S750T-50-7	S750T-50C-5	S750A-250				
												
Swing Out Rotor Max. RPM : 4,000 Radius(mm) : 205 Max. RCF : 3,667												
Capacity (ml)	3	5	10	15	15 Conical	50	50 Conical	250	750	500	MTP	DWP
Number per rack / rotor	24/96	24/96	19/76	19/76	14/56	7/28	5/20	1/4	1/4	1/4	4/16	1/4
Adaptor bore (mm)	13.2	13.2	16	17.2	17	29.2	29.5	62.5	-	70	-	-
Max. height for use (mm)	136	136	136	136	134	136	140	161	143	165	-	-
RPM	4,000	4,000	4,000	4,000	4,000	4,000	4,000	4,000	4,000	4,000	4,000	4,000
Radius (mm)	198	198	198	198	196	198	202	205	205	213	170	170
RCF	3,542	3,542	3,542	3,542	3,506	3,542	3,613	3,667	3,667	3,810	3,041	3,041