









VARISPIN 4 MULTI CENTRIFUGE

Multi purpose centrifuge suitable for a variety of applications at lower speeds

 RPM 4,000	 RCF 2,987 xg	 AIR COOLING	 ≤60dB
 BLUE LCD DISPLAY	 10 PROGRAMS	 IMBALANCE	 6 STEP ACC/DEC

● ● ● STANDARD SPECIFICATION



Max. RPM	4,000rpm	
Max. RCF	Angle Rotor 2,689 xg	Swing Rotor 2,987 xg
Max. Capacity	15ml x 24	100ml x 4
Accel / Decel phase	0 ~ 5 (6 Step)	
Noise Level	≤60dB	
Set Time	99 min 59sec or continuous	
Time Count	From start / From set-up RPM	
Program	10 memory	
Display	Blue LCD	
RPM Range	400 to 4,000 RPM	
Available Rotor Quantity	5	
Power Supply	V4-MB	AC 230V ± 10%, 50-60Hz, 1Phase
	V4-MBT	AC 120V ± 10%, 50-60Hz, 1Phase
	V4-MBJ	AC 100V ± 10%, 50-60Hz, 1Phase
Power Consumption	1,000W	
Dimension(W x D x H)	415 x 554 x 297 mm(H:710mm with open lid)	
Weight (without rotor)	25kg	

● ● ● MAIN FEATURE

● Compact Design & Wide Range of Application

- This model makes better use of space in most work tables
- This model supports a variety of rotor options

● A Variety of Tubes Applicable

Various sizes of tube are available from 5ml to 100ml

● Visible Blue Screen & Control Panel

Blue screen with optimized configuration shows the needful information such as RPM/RCF, Run time and Program number.

Easy view enables users to adjust the value at easy manner

- User can change the speed/g-force easily
- User can choose the run time easily
- ▶ For more quick setting, user can just recall the saved program (total 10 memory spaces)

● ● ● ORDER INFORMATION









	ITEM	DESCRIPTIONS	ORDER CODE
Main Body	VARISPIN 4	VARISPIN 4, without rotor, 230V/50~60Hz	V4-MB
	VARISPIN 4	VARISPIN 4, without rotor, 120V/50~60Hz	V4-MBT
	VARISPIN 4	VARISPIN 4, without rotor, 100V/50~60Hz	V4-MBJ
Angle Rotor	AL2415G	15ml x 24 fixed angle rotor with 15ml stainless steel sleeves (Max 4,000RPM)	V4-AR1
	AL1615G	15ml x 16 fixed angle rotor with 15ml stainless steel sleeves (Max 4,000RPM)	V4-AR2
Swing Rotor	S4100G	100ml x 4-wing swing rotor without buckets (Max 4,000RPM)	V4-SR1
	S650G	50ml x 6-wing swing rotor without buckets (Max 4,000RPM)	V4-SR2
	S2G-MTP	2-wing micro plate swing rotor (Max 4,000RPM)	V4-SR3









● ● ● AVAILABLE ANGLE ROTORS

LAB.SAFETY





















CENTRIFUGES










LAB.BASIC

AL2415G	F15A-3	F15A-5				
						
Fixed Angle rotor $\angle 45^\circ$ 24 x 15ml Radius(mm) : In 131 / Out 144.5						
Volume (ml)	3	5	10	15	15 Conical	
Number per rack / rotor	24	24	24	24	24	
Adaptor bore (mm)	13.5	13.5	18	18	18	
Max. height for use (mm)	115	139	139	120	120	
RPM	4,000	4,000	4,000	4,000	4,000	
Radius (mm)	In 111 Out 124.5	In 129.4 Out 142.9	In 131 Out 144.5	In 131 Out 144.5	In 125.5 Out 139	
RCF	In 1,986 Out 2,227	In 2,315 Out 2,556	In 2,343 Out 2,585	In 2,343 Out 2,585	In 2,245 Out 2,486	

AL1615G	F15A-3	F15A-5				
						
Fixed Angle rotor $\angle 45^\circ$ 16 x 15ml Radius(mm) : 150.3						
Volume (ml)	3	5	10	15	15 Conical	
Number per rack / rotor	16	16	16	16	16	
Adaptor bore (mm)	13.5	13.5	18	18	18	
Max. height for use (mm)	130	152	136	136	136	
RPM	4,000	4,000	4,000	4,000	4,000	
Radius (mm)	130.3	148.7	150.3	150.3	144.8	
RCF	2,331	2,660	2,689	2,689	2,590	

● ● ● AVAILABLE SWING ROTORS

S4100G	B100								
 <p>Swing Out Rotor Max. RPM : 4,000 Radius(mm) : 167 Max. RCF : 2,987</p>									
	S100T-1.5-6	S100T-5-5	S100T-10-4	S100T-15-3	S100T-15C-3	S100A-50	S100A-50C	S100A-85	S100A-100
									
									
Volume (ml)	1.5	5	10	15	15 Conical	50	50 Conical	85	100
Number per rack / rotor	6/24	5/20	4/16	3/12	3/12	1/4	1/4	1/4	1/4
Adaptor bore (mm)	11	13.5	16	17.5	17	29.5	30	38.5	44
Max. height for use (mm)	130	130	130	130	133	130	133	130	130
RPM	4,000	4,000	4,000	4,000	4,000	4,000	4,000	4,000	4,000
Radius (mm)	164	164	164	164	167	164	167	164	164
RCF	2,934	2,934	2,934	2,934	2,987	2,934	2,987	2,934	2,934

S650G	B50			
 <p>Swing Out Rotor Max. RPM : 4,000 Radius(mm) : 167 Max. RCF : 2,987</p>				
	S50A-15C	S50A-15	S50A-50C	
				
				
Volume (ml)	15 Conical	15	50 Conical	50
Number per rack / rotor	1/6	1/6	1/6	1/6
Adaptor bore (mm)	17	17.5	30	-
Max. height for use (mm)	126	123	126	126
RPM	4,000	4,000	4,000	4,000
Radius (mm)	167	164	167	167
RCF	2,987	2,934	2,987	2,987

••• AVAILABLE SWING ROTORS

S2G-MTP

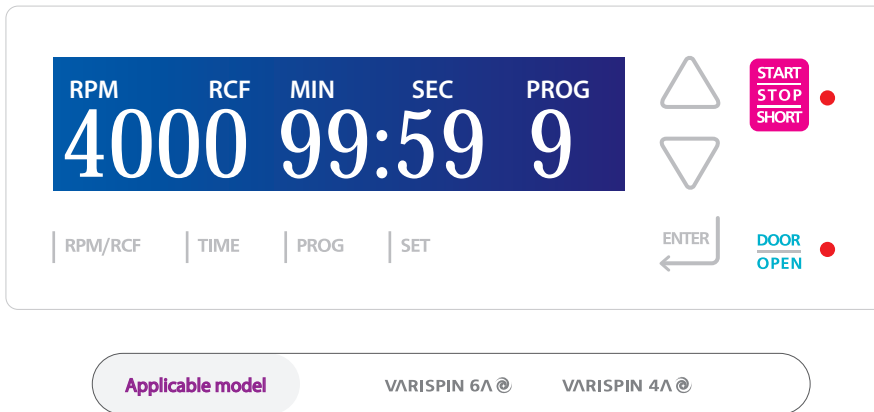
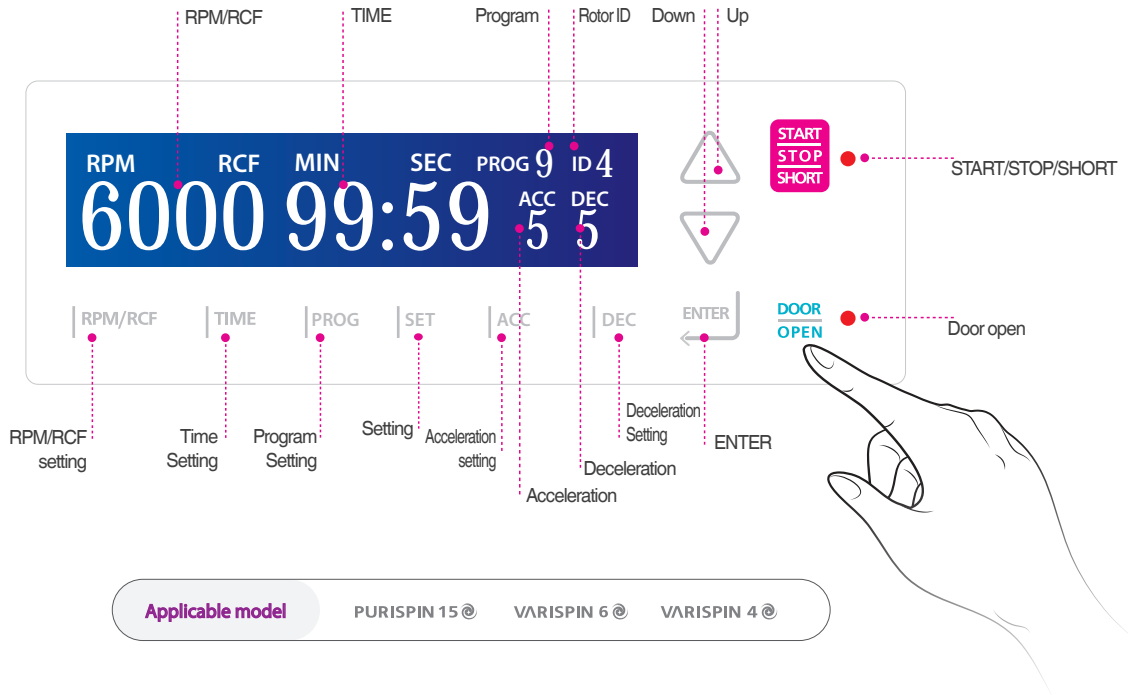


Swing Out Rotor
 Max. RPM : 4,000
 Radius(mm) : 112
 Max. RCF : 2,003

Volume (ml)	MTP	DWP						
Number per rack / rotor								
Adaptor bore (mm)								
Max. height for use (mm)								
RPM	4,000	4,000						
Radius (mm)	112	112						
RCF	2,003	2,003						



Controller
BLUE LCD | Visible blue screen & control panel



※ Under these models, there is no function for ID, Acceleration, Deceleration