

FT6200A series low-power DC electronic load (150W/300W)



Voltage range: 150V, 500V;

Current range: 15A, 30A;

Power range: 150W, 300W;

FT6200A series low-power programmable DC electronic load is a desktop electronic load with super practicality and universality. It can be widely used in the research and development, production and quality inspection of switching power supplies, adapters, LED drivers, 3C batteries, super capacitors, power electronic devices, solar battery components, chargers and other products. The product is equipped with TFT screen and Chinese/English menu interface, standard RS232 and supports SCPI.

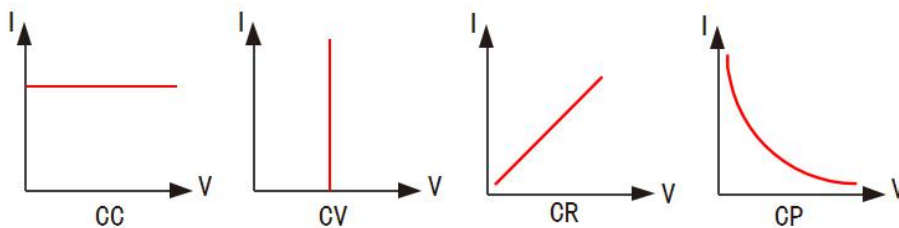
Feature

- ◆ CC, CV, CR, CP;
- ◆ Adjustable slew rate, Von and Voff are settable;
- ◆ Up to 50kHz dynamic test;
- ◆ Min resolution: current 0.05mA, voltage 0.5mV;
- ◆ Current accuracy (0.05%+0.05%FS), Voltage accuracy (0.025%+0.025%FS);
- ◆ Fast NG/GO detection;
- ◆ OPP, OCP, OVP, OTP;
- ◆ Programmable load sequence;
- ◆ Automatic test;
- ◆ Tests: OCP, OPP, LED simulation, load effect, battery internal resistance, battery discharge;
- ◆ Short circuit simulating;
- ◆ Quick call, call test parameter with one key;
- ◆ Current monitoring port and digital I/O port;
- ◆ V-SENSE terminal in front panel, remote sensing;

- ◆ TFT color LCD display, Chinese/English menu;
- ◆ Standard RS232, easy remote control;
- ◆ Support SCPI, facilitates test platform;
- ◆ Can work with PC software;
- ◆ Air cooling.

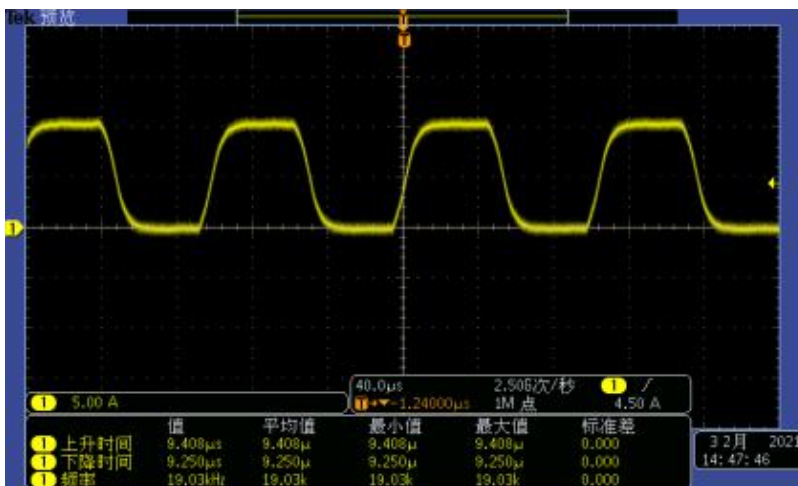
Static

The FT6200A series electronic load has four test modes: constant current, constant voltage, constant resistance and constant power, which can meet comprehensive test requirements.



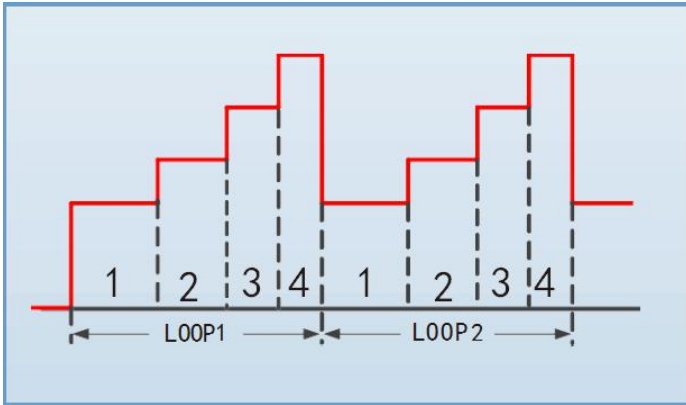
Dynamic

FT6200A series electronic load provides programmable dynamic test function, which includes three modes: continuous, pulse, and flip, with slew rate adjustable. It is suitable for testing the dynamic characteristics and stability of the power supply, the protection point and protection time of the battery, etc.



Sequence

The FT6200A series provides sequence test features. The users can edit a load test sequence. It supports 10 sequence files, and each file with 100 steps. Single step time can be set to 50us~36000s. Files can be linked. Suitable for various kinds of complex loading tests.



Automatic test

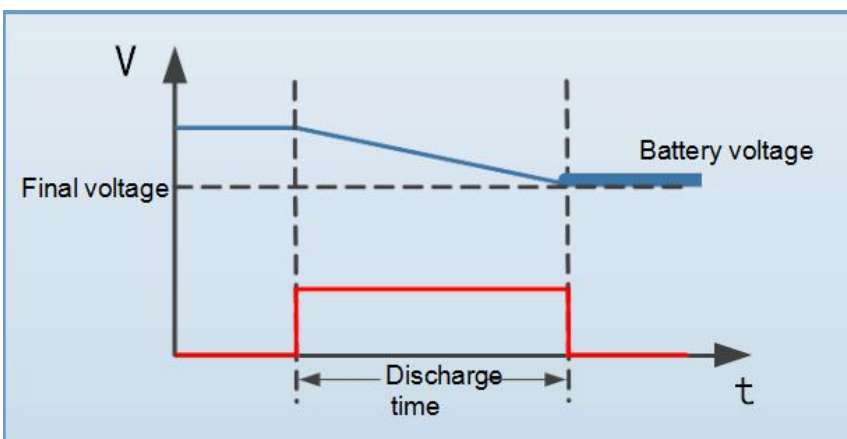
The FT6200A series has a flexible automatic test feature. It includes multiple test modes such as CC, CV, CR and CP, which can compare the test parameters with corresponding upper and lower limits, and display the test results in the form of PASS/FAILED. This feature greatly improves the test efficiency.

Quick recall

Quick call feature supports CC/CV/CR/CP and other steady-state parameter settings, supports OCP, sequence, automatic test, battery internal resistance, battery capacity and other functions. The user can call the preset functions and relating parameters with one button. Quick call reduces the number of settings and operations in the test, reduces the probability of setting errors, and improves test efficiency and test accuracy.

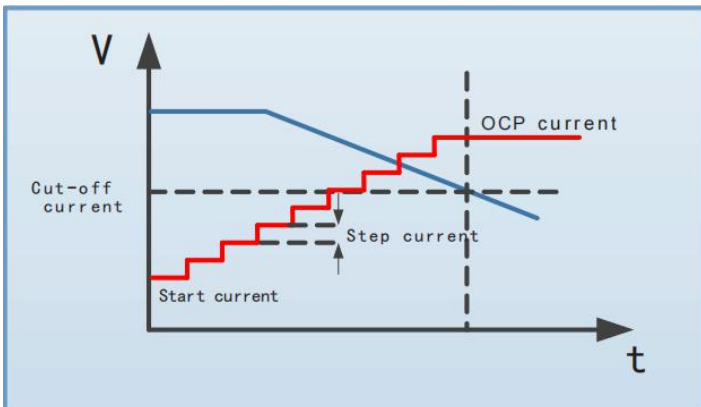
Battery test

Battery test includes: battery internal resistance test and battery capacity test. The battery capacity test provides three discharge modes: CC, CR, CP. During the discharge process, the load automatically records parameters such as voltage, current, time, and AH. Below the protection voltage, the load automatically stops the test. User can use our PC software for further testing and analyzing.



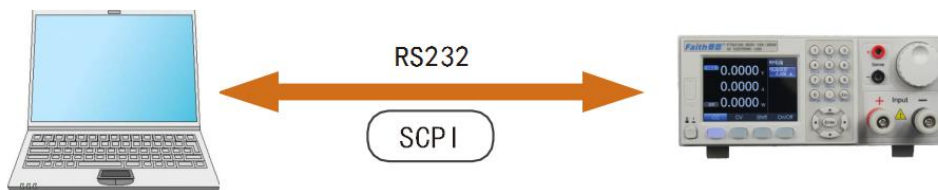
OCP/OPP test

The FT6200A series provides OCP test within itself. Users can utilize the PC software to perform OCP/OVP/OPP test so as to obtain the V-I curve, and test the stability of the protection point.



SCPI and remote control

FT6200A series supports standard SCPI commands, all panel operations can be realized through SCPI commands. It facilitates the establishment of the intelligent test platform and secondary development. Remote control is available through RS232 interface.



Model options

Model	Specification	Size
FT6211A	150V/30A/150W	1/2 2U
FT6212A	150V/30A/300W	1/2 2U
FT6213A	500V/15A/300W	1/2 2U

Optional accessories table 2: High current test cable matching table

Specification	DC2-2P15M	DC16-2P20M	DC25-2P25M	DC50-2P20M	DC50-2P40M	DC120-2P20M	DC150-2P20M
Max voltage	750V						
Max current	10A	60A	100A	200A	200A	300A	400A
Terminal	M8/Alligator	M8/M8	M8/M8	M8/M8	M8/M8	M8/M8	M10/M10
Cross-sectional area	4.0mm ²	16mm ²	25mm ²	50mm ²	50mm ²	120mm ²	150mm ²
Length	~1.5m	~2m	~2m	~2m	~4m	~2m	~2m
Shape							

Specifications

Model	FT6211A		FT6212A		FT6213A	
Voltage	150V		150V		500V	
Current	30A		30A		15A	
Power	150W		300W		300W	
Min Operate Voltage	1.2V@30A		0.9V@30A		3V@15A	
Constant Current (CC)						
Range	3A	30A	3A	30A	3A	15A
Resolution	0.05mA	0.5mA	0.05mA	0.5mA	0.05mA	0.25mA
Accuracy	0.05%+0.05%F.S.					
Constant Voltage (CV)						
Range	30V	150V	30V	150V	100V	500V
Resolution	0.5mV	2.5mV	0.5mV	2.5mV	2mV	8.5mV
Accuracy	0.025%+0.025%F.S.					
Constant Resistance (CR)						
Range	0.04Ω~10 Ω	10Ω~20kΩ	0.03Ω~10Ω	10Ω~20kΩ	0.2Ω~10Ω	10Ω~20kΩ
Accuracy	0.01%+0.08S	0.01%+0.0008S	0.01%+0.08S	0.01%+0.0008S	0.01%+0.08S	0.01%+0.0008S
Constant Power (CP)						
Range	150W		300W		300W	
Accuracy	0.1%+0.1%F.S.		0.1%+0.1%F.S.		0.1%+0.1%F.S.	
Dynamic						
T1&T2	10us ~ 50s		10us ~ 50s		10us ~ 50s	
Slew Rate	0.6A/ms ~ 1.2A/us		0.6A/ms ~ 1.2A/us		0.6A/ms ~ 0.6A/us	
Current Measurement						
Range	3A	30A	3A	30A	3A	15A
Resolution	0.05mA	0.5mA	0.05mA	0.5mA	0.05mA	0.25mA
Accuracy	0.05%+0.05%F.S.					
Voltage Measurement						
Range	30V	150V	30V	150V	100V	500V
Resolution	0.5mV	2.5mV	0.5mV	2.5mV	2mV	8.5mV
Accuracy	0.025%+0.025%F.S.					
Short Circuit						
Current (CC)	≒ 3A	≒ 30A	≒ 3A	≒ 30A	≒ 3A	≒ 15A
Voltage (CV)	≒ 0V	≒ 0V	≒ 0V	≒ 0V	≒ 0V	≒ 0V
Power (CP)	≒ 150W	≒ 150W	≒ 300W	≒ 300W	≒ 300W	≒ 300W
Others						
Dimension (H*W*D)	88×215×380					
Weight	4kg		5kg		5kg	
Operate Temperature	0℃~40℃					

Dimension

