

UNIVERSAL CALIPER

DATA
OUTPUT

working with stands

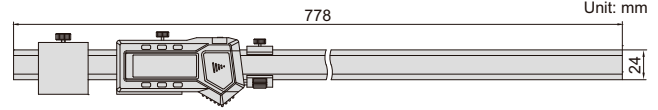
working with measuring jaws



1125-600



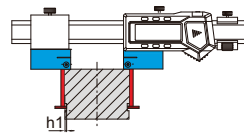
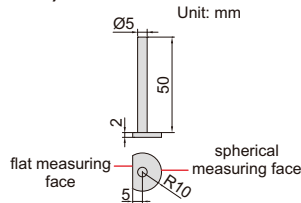
- Buttons: on/off, set, mm/inch, ABS, preset (+, -)
- Automatic power off, move the digital unit to turn on power
- Battery CR2032
- Data output
- Made of stainless steel
- Optional accessory:
data output cable (code 7315-, 7302-, 7305-, for calipers without built-in wireless)



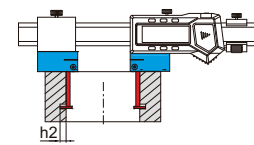
Code	Range *	Resolution	Accuracy	Wireless
1125-600	0-600mm/0-24"	0.01mm/0.0005"	±0.05mm	no
1125-600WL				built-in wireless

*The range changes according to different points

Half disk points (included)

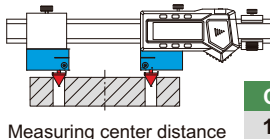
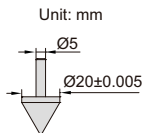


Measuring external groove diameter with flat measuring face (depth $h1 \leq 2.5\text{mm}$)



Measuring internal groove diameter with spherical measuring face (depth $h2 \leq 7.5\text{mm}$)

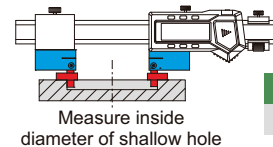
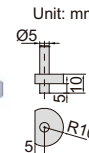
Conical points (optional)



Measuring center distance

Code
1125-T101

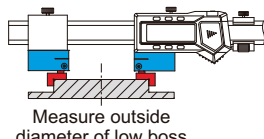
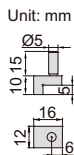
Round shoulder points (optional)



Measure inside diameter of shallow hole

Code
1125-T102

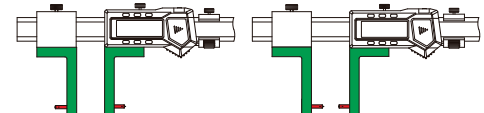
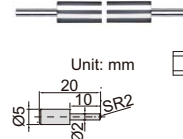
Flat shoulder points (optional)



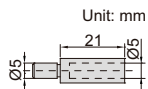
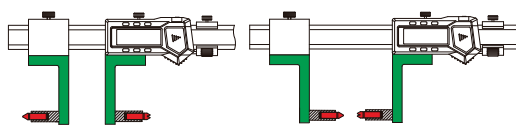
Measure outside diameter of low boss

Code
1125-T103

Spherical points (included)



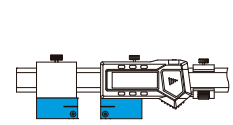
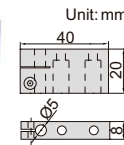
Point sleeve (optional)



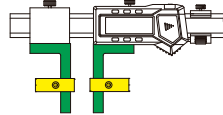
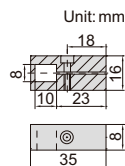
Code
1125-T104

Working with multifunctional points, ball points and screw thread points

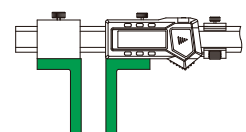
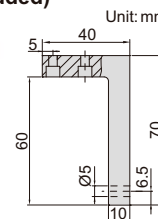
Stands (included)



Depth stop (included)



Measuring jaws (included)



Multifunctional points 7392* (optional, next page)



Ball points 7391* (optional, next page)



Screw thread points 7381*, 7321* (optional, next page)



*It is necessary to use point sleeve (code 1526-T101) for these points