






DD6C Floor Large Capacity Low Speed Centrifuge



Model	DD6C
Max Speed	6500rpm
Max RCF	6680 × g
Max Capacity	6 × 1000ml
Timer	1s ~ 23h59min
Revolutions/min	± 10r/min
Temp Range	/
Temp Accuracy	/
Voltage	AC 220 ± 22V 50Hz 30A
Power	1500W
Noise Level	≤ 65dB (A)
Size	840 × 730 × 1240 (mm)
Net Weight	190kg
Rotor automatic recognition	Yes

Rotor Parameters

Rotor NO.	Rotor Pictures	Rotor Capacity (ml)	Max Speed (r/min)	Max RCF (× g)
Angle Rotor				
1		6 × 250ml	6500rpm	6610 × g
		6 × 300ml	6500rpm	6610 × g
2		6 × 500ml	6000rpm	6680 × g
Swing-out Rotor				
3		6 × 1000ml Round bottom/Square bucket	4200rpm	5100 × g
		Automatic uncap 168*2~7ml Blood collection tube	4200rpm	5100 × g

* All products can be customized, designed and produced according to customer requirements.