

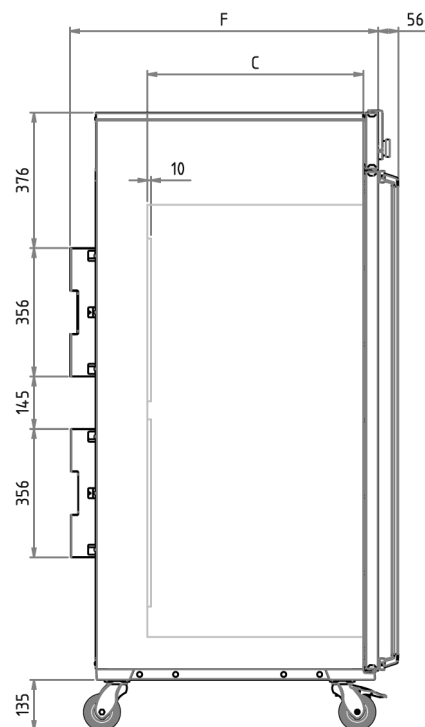
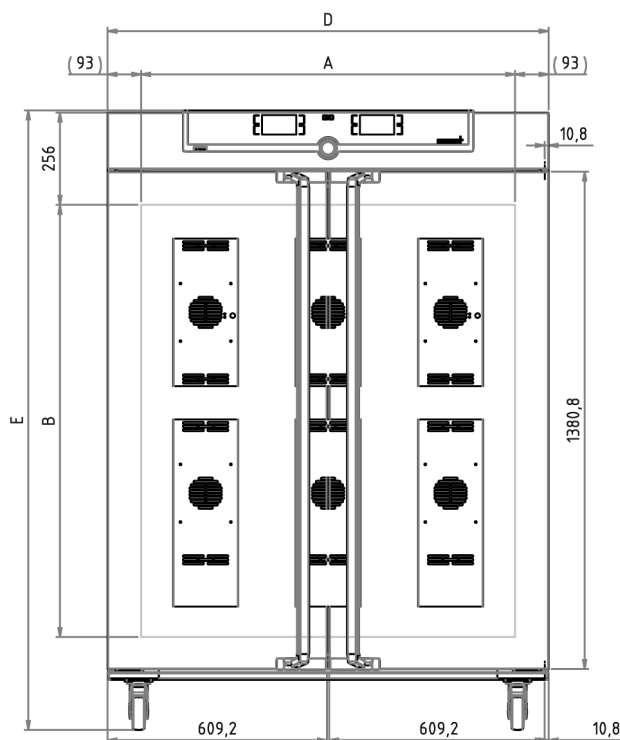


## Constant climate chamber HPP750

Our constant climate chamber is tailored to environmental simulation, material testing and stability testing in accordance with the ICH guidelines.



On this page, you can find all the essential technical data on the Memmert stability chamber HPP. Our customer relations team will be pleased to help if you want further information. If you should require a customised special solution, please contact our technical specialists at [myAtmoSAFE@memmert.com](mailto:myAtmoSAFE@memmert.com).



## Temperature

<b>Working temperature range</b>	without light: from 0°C to +70°C
<b>Working temperature range</b>	with light: from +15°C to +40°C
<b>Setting accuracy temperature</b>	0.1 °C
<b>Temperature</b>	2 Pt100 sensors DIN Class A in 4-wire-circuit for mutual monitoring, taking over functions in case of an error

## Humidity

<b>Setting range humidity</b>	10 - 90 % rh
<b>Humidity</b>	humidity supply with distilled water from external tank by self-priming pump
<b>Humidification</b>	humidification by hot steam generator
<b>Dehumidification</b>	dehumidification by cold trap using the Peltier technology
<b>Setting accuracy humidity</b>	0.5 % rh

## Control technology

<b>ControlCOCKPIT</b>	TwinDISPLAY. Adaptive multifunctional digital PID-microprocessor controller with 2 high-definition TFT-colour displays.
<b>Language setting</b>	German, English, Spanish, French, Polish, Czech, Hungarian
<b>adjustable parameters</b>	temperature (Celsius or Fahrenheit), relative humidity, programme time, time zones, summertime/wintertime
<b>Timer</b>	Digital backwards counter with target time setting, adjustable from 1 minute to 99 days
<b>Function HeatBALANCE</b>	adapting the distribution of the heating performance of the upper and lower heating circuit from -50 % to +50 %
<b>Function SetpointWAIT</b>	the process time does not start until the set temperature is reached
<b>Calibration</b>	three freely selectable values each, temperature and humidity

## Communication

<b>Interface</b>	Ethernet LAN, USB
<b>Documentation</b>	programme stored in case of power failure
<b>Programming</b>	AtmoCONTROL software on a USB stick for programming, managing and transferring programmes via Ethernet interface or USB port

## Safety

<b>Temperature control</b>	over- and undertemperature monitor TWW, protection class 3.3 or adjustable temperature limiter TWB, protection class 2, selectable on display
<b>AutoSAFETY</b>	additionally integrated over- and undertemperature protection "ASF", automatically following the setpoint value at a preset tolerance range, alarm in case of over- or undertemperature, heating function is switched off in case of overtemperature, cooling function in case of undertemperature
<b>Autodiagnostic system</b>	integral fault diagnostics for temperature and humidity control
<b>Alarm</b>	visual and acoustic

## Heating concept

**Peltier** energy-saving Peltier heating-/cooling system integrated in the rear (heat pump principle)

## Standard equipment

**Internals** 2 stainless steel grid(s), electropolished

**Standard accessories** Water tank including connection hose (110-750: 2,5 liter, 1060-2200: 10 liter)

**Works calibration certificate** standard values +10 °C and +37 °C, 60 % rh at +30 °C

**Door** inner glass doors

**Door** fully insulated stainless steel doors with 2-point locking (compression door lock)

## Stainless steel interior

**Dimensions**  $w_{(A)} \times h_{(B)} \times d_{(C)}$ : 1040 x 1200 x 600 mm (d less 10 mm for fan - Peltier)

**Volume** 749 l

**Max. number of internals** 14

**Max. loading of chamber** 200 kg

**Max. loading per internal** 30 kg

## Textured stainless steel casing

**Dimensions**  $w_{(D)} \times h_{(E)} \times d_{(F)}$ : 1224 x 1726 x 856 mm (d +56mm door handle)

**Installation** on lockable castors

**Housing** rear zinc-plated steel

## Electrical data

**Voltage** 230 V, 50/60 Hz  
**Electrical load** approx. 1500 W

**Voltage** 115 V, 50/60 Hz  
**Electrical load** approx. 1400 W

## Ambient conditions

**Set Up** The distance between the wall and the rear of the appliance must be at least 15 cm. The clearance from the ceiling must not be less than 20 cm and the side clearance from walls or nearby appliances must not be less than 5 cm.

**Ambient temperature** 16 °C to 40 °C

**Humidity rh** max. 70 %, non-condensing

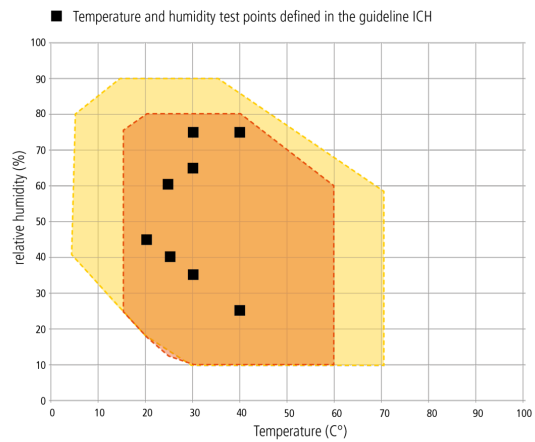
**Altitude of installation** max. 2,000 m above sea level

**Overvoltage category** II

**Pollution degree** 2

### Packing/shipping data

<b>Transport information</b>	The appliances must be transported upright
<b>Customs tariff number</b>	8419 8998
<b>Country of origin</b>	Federal Republic of Germany
<b>WEEE-Reg.-No.</b>	DE 66812464
<b>Dimensions approx incl. carton</b>	w x h x d: 1330 x 1910 x 1050 mm
<b>Net weight</b>	approx. 208 kg
<b>Gross weight carton</b>	approx. 279 kg



Temperature-humidity working range HPP  
 ● HPP110 - HPP1060 without light/ ● HPP1400 & HPP2200

Standard units are safety-approved and bear the test marks

