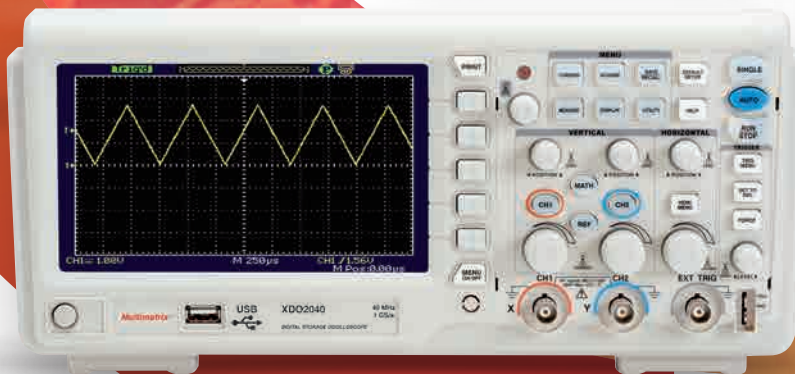


Multimetrix®

Simple measurement at the best price



- Clamp-on multimeters
- Multimeters
- Testers
- Electrical safety testers
- Environmental measurements
- Laboratory instruments



01/2019

Contents

- Clamp-on multimeters..... page 3
- Multimeters page 6
- Testers page 7
- Electrical safety testers page 8
- Environmental measurements page 11
- Laboratory instruments..... page 14

Pocket multimeters 100 A to 600 A

★ Auto-ranging



		CM 603
Clamping diameter		26 mm
Display		4,000 counts with backlighting
Measurement type		AVG
I AC	Ranges	40 A / 400 A / 600 A
	Basic accuracy	2.5 %R + 5 cts
	Best resolution	10 mA
V DC	Ranges	4 V / 40 V / 400 V / 600 V
	Basic accuracy	0.8 %R + 3 cts
	Best resolution	1 mV
V AC	Ranges	4 V / 40 V / 400 V / 600 V
	Basic accuracy	1 %R + 5 cts
	Best resolution	1 mV
Resistance	Ranges	400 Ω / 4 kΩ / 40 kΩ / 400 kΩ / 4 MΩ / 40 MΩ
	Basic accuracy	1 %R + 5 cts
	Best resolution	0.1 Ω
Continuity (with buzzer)		Yes
Diode test		Yes
Capacitance		10 nF / 100 nF / 1 μF / 10 μF / 100 μF / 1 mF / 10 mF
Temperature		- 20 °C ... +1,000 °C (Thermocouple Type K)
Other features		Backlighting, Torch function, Data HOLD, Deactivatable automatic power-off
Dimensions / weight		206 x 79 x 43 mm / 270 g
Safety		600 V CAT III according to IEC 61010-1, IEC 61010-2-032, IEC 61010-2-033
Accessories supplied		1 set of red/black test-probe leads, 3 x 1.5 V AAA / LRO3 batteries, 1 K thermocouple and 1 carrying bag



		CM 610	CM 625
Clamping diameter		30 mm	
Display		2,000 counts	4,300 counts
Measurement type		RMS	
I DC	Ranges	-	40 A / 400 A
	Basic accuracy		1.5 % + 5 cts
	Best resolution		0.01 A
I AC	Ranges	200 A / 600 A	40 A / 400 A
	Basic accuracy	1.9 % + 5 cts	1.5 % + 5 cts
	Best resolution	0.1 A	0.01 A
V DC	Ranges	200 mV / 2 V / 20 V / 200 V / 600 V	4 V / 40 V / 400 V / 600 V
	Basic accuracy	0.7 % + 3 cts	0.75 % + 2 cts
	Best resolution	0.1 mV	1 mV
V AC	Ranges	2 V / 20 V / 200 V / 600 V	4 V / 40 V / 400 V / 600 V
	Basic accuracy	1.5 % + 5 cts	1 % + 5 cts
	Best resolution	1 mV	
Resistance	Ranges	200 Ω / 2 kΩ / 20 kΩ / 200 kΩ / 2 MΩ / 20 MΩ	400 Ω / 4 kΩ / 40 kΩ / 400 kΩ / 4 MΩ / 40 MΩ
	Basic accuracy	1.5 % + 5 cts	0.9 % + 2 cts
	Best resolution	0.1 Ω	
Continuity	Threshold	90 Ω	50 Ω
	Protection	600 V RMS	
Diode test		Yes	-
Automatic zero adjustment		-	Yes
Other features		MAX	HOLD
Dimensions / weight		189 x 71 x 37 mm / 200 g	189 x 71 x 37 mm / 220 g
Safety		300 V CAT III according to IEC 61010-1, IEC 61010-2-032, IEC 61010-2-033	
Accessories supplied		1 carrying bag, 1 set of red/black test-probe leads and 2 x 1.5 V LR3/AAA batteries	



CM 603

To order: **P06232008Z**



CM 610

To order: **P06232002**



CM 625

To order: **P06232003**

Multimeters

Digital multimeters


		CM 605	
Clamping diameter		12.5 mm	
Display		10,000 counts	
Measurement type		Average	
I AC/DC	Ranges	10 A / 80 A / 100 A	
	Basic accuracy	2 % (AC)	2.5 % (DC)
	Best resolution	1 mA	
V AC/DC	Ranges	600 V RMS	
	Basic accuracy	1.5 % (AC)	1 % (DC)
	Best resolution	0.1 V	
Resistance	Ranges	10 kΩ	
	Basic accuracy	1 %	
	Best resolution	1 Ω	
Continuity	Threshold	50 Ω	
	Protection	600 V RMS	
Automatic zero adjustment		Yes	
Other features		Analogue output: 10 mV/A AC or DC, 4.5 % + 0.5 mV, 20 kHz to ± 3 dB, Z = 3 kΩ HOLD / PEAK (peak value)	
Dimensions / weight		202 x 70 x 34 mm / 180 g	
Safety		300 V Cat. III according to IEC 61010-1, IEC 61010-2-032, IEC 61010-2-033	
Accessories supplied		1 carrying bag, 1 set of red/black test-probe leads and 2 x 1.5 V LR3/AAA batteries	



CM 605

To order: **P06232007**

Pocket clamp-on multimeters

		DMM 13	DMM 16
Display		6,000 counts	6,600 counts with backlighting
Measurement type		Average	Average
 A DC A AC	Ranges	-	66.00 A / 120 A
	Basic accuracy	-	2.0 % + 5 cts
	Best resolution	-	0.01 A
V DC	Ranges	600 mV / 6 V / 60 V / 600 V	660 mV / 6.6 V / 66 V / 600 V
	Basic accuracy	1.0 %R + 3 cts	1.0 %R + 3 cts
	Best resolution	0.1 mV	0.1 mV
V AC	Ranges	600 mV / 6 V / 60 V / 600 V	660 mV / 6.6 V / 66 V / 600 V
	Basic accuracy	1.5 %R + 5 cts	1.5 %R + 5 cts
	Best resolution	0.1 mV	0.1 mV
Frequency	Ranges	6 kHz / 60 kHz	660.0 Hz / 6.6 kHz / 66 kHz
Resistance	Ranges	600 Ω / 6 kΩ / 60 kΩ / 600 kΩ / 6 MΩ / 60 MΩ	660 Ω / 6.6 kΩ / 66 kΩ / 660 kΩ / 6.6 MΩ / 66 MΩ
	Basic accuracy	1.0 %R + 5 cts	1.0 %R + 5 cts
	Best resolution	0.1 Ω	0.1 Ω
Continuity (with buzzer)		Yes	Yes
Diode test		Yes	Yes
Capacitance		6 nF / 60 nF / 600 nF / 6 μF / 60 μF / 600 μF / 6 mF / 60 mF	6.6 nF / 66 nF / 660 nF / 6.6 μF / 66 μF / 660 μF / 6.6 mF / 66 mF
Duty cycle		-	10 % ~ 94.9 %
Other features		Data HOLD, deactivatable automatic power-off, MAX/MIN	Data HOLD, deactivatable automatic power-off, MAX/MIN, ΔREL/DC_{Zero}, low battery indicator
Dimensions / weight		130 x 81 x 24 mm / 335 g	130 x 81 x 24 mm / 160 g (without batteries)
Safety		300 V Cat III according to IEC 61010-1, IEC 61010-2-033	
Accessories supplied		Red and black built-in test-probe leads, 2 x 1.5 V AAA batteries	Built-in leads AC/DC current clamp (clamping diameter 12 mm), red and black built-in test-probe leads, 2 x 1.5 V AAA batteries



DMM 13




To order: **P06231004Z**



DMM 16

To order: **P06231005Z**

Digital multimeters

		DMM 53 		DMM 121 		DMM 141 	
Display		4,000 counts		4,000 counts		4,000 counts	
Measurement type		Average		Average		RMS	
Ranges		Automatic and manual		Automatic and manual		Automatic and manual	
I DC	Ranges	400 µA / 4 000 µA / 40 mA / 400 mA / 10 A		400 µA / 4 000 µA / 40 mA / 400 mA / 4 A / 10 A ⁽¹⁾		400 µA / 4 000 µA / 40 mA / 400 mA / 4 A / 10 A ⁽¹⁾	
	Basic accuracy	1 %R + 5 cts		1 %R + 3 cts		1 %R + 3 cts	
	Best resolution	0.1 µA		0.1 µA		0.1 µA	
I AC	Ranges	400 µA / 4 000 µA / 40 mA / 400 mA / 10 A		400 µA / 4 000 µA / 40 mA / 400 mA / 4 A / 10 A ⁽¹⁾		400 µA / 4 000 µA / 40 mA / 400 mA / 4 A / 10 A ⁽¹⁾	
	Basic accuracy	1 %R + 5 cts		1 %R + 5 cts		1 %R + 5 cts	
	Best resolution	0.1 µA		0.1 µA		0.1 µA	
V DC	Ranges	400 mV / 4 V / 40 V / 400 V / 600 V		400 mV / 4 V / 40 V / 400 V / 600 V		400 mV / 4 V / 40 V / 400 V / 600 V	
	Basic accuracy	0.5 %R + 3 cts		0.5 %R + 3 cts		0.5 %R + 3 cts	
	Best resolution	0.1 mV		0.1 mV		0.1 mV	
V AC	Ranges	4 V / 40 V / 400 V / 600 V		400 mV / 4 V / 40 V / 400 V / 600 V		400 mV / 4 V / 40 V / 400 V / 600 V	
	Basic accuracy	0.8 %R + 5 cts		1 %R + 5 cts		1 %R + 5 cts	
	Best resolution	1 mV		0.1 mV		0.1 mV	
Resistance	Ranges	400 Ω / 4 kΩ / 40 kΩ / 400 kΩ / 4 MΩ / 40 MΩ		400 Ω / 4 kΩ / 40 kΩ / 400 kΩ / 4 MΩ / 40 MΩ		400 Ω / 4 kΩ / 40 kΩ / 400 kΩ / 4 MΩ / 40 MΩ	
	Basic accuracy	0.8 %R + 5 cts		0.5 %R + 2 cts		0.5 %R + 2 cts	
	Best resolution	0.1 Ω		0.1 Ω		0.1 Ω	
Continuity (with buzzer)	Yes		Yes		Yes		
Diode test	Yes		Yes		Yes		
Capacitance	10 nF / 100 nF / 1 µF / 10 µF / 100 µF / 1 mF / 10 mF		50 nF / 500 nF / 5 µF / 50 µF / 100 µF		50 nF / 500 nF / 5 µF / 50 µF / 100 µF		
Temperature	- 20 °C ... +1,000 °C (Thermocouple Type K)		-		-		
Frequency	10 Hz / 100 Hz / 1 kHz / 10 kHz / 100 kHz / 1 MHz / 10 MHz		5 Hz / 50 Hz / 500 Hz / 5 kHz / 50 kHz / 500 kHz / 5 MHz		5 Hz / 50 Hz / 500 Hz / 5 kHz / 50 kHz / 500 kHz / 5 MHz		
Duty cycle	0.1 .. 99.9 %		-		-		
Range selection	Automatic		Automatic / Manual ⁽²⁾		Automatic / Manual ⁽²⁾		
Other features	Backlighting, Data HOLD, Torch function, NCV: no-contact detection of electric fields (voltage), Deactivatable automatic power-off		Backlighting, Data HOLD, Deactivatable automatic power-off, Relative mode		Backlighting, Data HOLD, Deactivatable automatic power-off, Relative mode		
Safety	600 V Cat. III according to IEC 61010-1, IEC 61010-2-033		600 V Cat. III according to IEC 61010-1, IEC 61010-2-033		600 V Cat. III according to IEC 61010-1, IEC 61010-2-033		
Dimensions / Weight	150 x 73 x 48 mm / 230 g		181 x 92 x 57 mm / 335 g (without batteries)		181 x 92 x 57 mm / 335 g (without batteries)		
Accessories supplied	1 set of red/black test-probe leads, 2 x 1.5 V AAA batteries / LR03 and 1 K thermocouple		1 sheath, 1 set of red/black test-probe leads and 2 x 1.5 V AA batteries		1 sheath, 1 set of red/black test-probe leads and 2 x 1.5 V AA batteries		

⁽¹⁾ 20 A max / 30 s max - ⁽²⁾ except for frequency and capacitance



State at delivery



DMM 53

To order: **P06231423Z**



State at delivery



DMM 121

To order: **P06231421Z**







DMM 141

To order: **P06231422Z**

Multimeters

Digital multimeters

	 DMM 210	 DMM 220	 DMM 230	 DMM 240
Display	6,000 counts Backlit with bargraph		40,000 counts Backlit with bargraph	
Measurement type	Average		TRMS	TRMS
Bandwidth	40 Hz to 1 kHz		50 Hz to 1 kHz	
I DC	Ranges	600 μ A / 6000 μ A / 60 mA / 600 mA / 6 A / 10 A		400 μ A / 4000 μ A / 40 mA / 400 mA / 10 A (20 A max.)
	Basic accuracy	1.0 % + 3 cts		1.0 % + 3 cts
	Best resolution	0.1 μ A		0.01 μ A
	4-20 mA	—		- 25 % to 125 %
I AC	Ranges	600 μ A / 6000 μ A / 60 mA / 600 mA / 6 A / 10 A (20 A max.)		400 μ A / 4000 μ A / 40 mA / 400 mA / 10 A (20 A max.)
	Basic accuracy	1.5 % + 3 cts		1.5 % + 3 cts
	Best resolution	0.1 μ A		0.1 μ A
V DC	Ranges	600 mV / 6 V / 60 V / 600 V / 1,000 V		400 mV / 4 V / 40 V / 400 V / 1,000 V
	Basic accuracy	0.09 % + 2 cts		0.06 % + 2 cts
	Best resolution	0.1 mV		0.01 mV
V AC	Ranges	6 V / 60 V / 600 V / 1,000 V		400 mV / 4 V / 40 V / 400 V / 1,000 V
	Basic accuracy	1.0 % + 3 cts		1.0 % + 3 cts
	Best resolution	1 mV		0.1 mV
Resistance	Ranges	600 Ω / 6 k Ω / 60 k Ω / 600 k Ω / 6 M Ω / 60 M Ω		400 Ω / 4 k Ω / 40 k Ω / 400 k Ω / 4 M Ω / 40 M Ω
	Basic accuracy	0.3 % + 4 cts		0.3 % + 4 cts
	Best resolution	0.1 Ω		0.01 Ω
Audible continuity	Yes / 0.1 Ω		Yes / 0.1 Ω	
Diode test	Yes		Yes	
Capacitance	—	0.01 nF to 1,000 μ F		0.001 nF to 40 mF
Temperature (K thermocouple)	—	- 45 $^{\circ}$ C to +750 $^{\circ}$ C		- 50 $^{\circ}$ C to +1,000 $^{\circ}$ C
Frequency	Electrical	10.00 to 400.00 Hz		40.00 to 400.00 Hz
	Electronic	0,001 Hz to 10,00 MHz		0.001 Hz to 100.00 MHz
Duty cycle	0.1 to 99.9 %		0.1 to 99.90 %	
Range selection	Autorange / Manual			
Other features	Automatic shutdown (deactivatable), DATA HOLD, Relative mode – MIN, MAX		Automatic shutdown (deactivatable), DATA HOLD, Relative mode – MIN, MAX, PEAK (1 ms)	
Ingress protection	IP 67			
Safety	600 V Cat. IV / 1,000 V Cat. III according to IEC 61010-1, IEC 61010-2-033			
Dimensions / Weight	187 x 81 x 50 mm / 342 g approx.			
Accessories supplied	9 V battery, 1 set of red/black test-probe leads		9 V battery, 1 set of red/black test-probe leads + adapter for K thermocouple + type K temperature probe	



DMM 210

To order: **P06231410**



DMM 220

To order: **P06231411**



DMM 230

To order: **P06231412**



DMM 240

To order: **P06231413**

Voltage tester

VT 14

- Voltage testing: 12 V to 690 V~ (7 diodes)
- Impedance: 400 kΩ
- Operating frequency: DC and 50/60 Hz
- Polarity test with "+" and "-" diodes
- Protection up to 1,000 V
- IEC 61010 600 V CAT III
- Powered by 1 x 9 V 6LR61 battery

Dimensions / Weight:
193 x 47 x 36 mm / 170 g

To order: **P06230203**



Wallplug Tester

2P+E mains socket and RCD tester

VT 11

- ★ For renovation work and quick checking of 2P+E socket connections

Tests performed:

- PE (Earth ⁽¹⁾) not connected
- Line (L) not connected
- Neutral (N) not connected
- Inversion of Line (L) / Neutral (N)
- Inversion of Line (L) / Earth (PE)
- Presence of voltage on PE⁽¹⁾

RCD tripping up to up to 30 mA

(1) "Earth" or "Protective conductor"

Dimensions / weight:
78 x 72 x 79 mm / 70 g

To order: **P06230304**



Socket and 10 mA / 30 mA RCD tester

VT 35

- Quick testing of your power sockets (wiring of the Earth, Phase and Neutral)
- Quick testing of 30 mA RCD tripping
- Powered by the mains supply
- Safety: 250 V Cat. II (IEC 61010) - CE

Dimensions / Weight: 85 x 56 x 31 mm / 250 g

To order: **P06230301**




Accessories

Adapter and type-K temperature probe

ACC No 80

Measurement range
from -50 °C to +200 °C

Resolution:
0.1 °C to 2 °C



To order: **P06239306**

Carrying bag

ACC No 21

Equipped with two elastic compartments (100 mm and 35 mm) and a document storage compartment.

Supplied with a 17 cm wrist strap and a 50 cm shoulder strap.

Dimensions: 250 x 165 x 60 mm



To order: **P06239502**

Electrical Safety Testers

Analogue earth resistance tester

ERT 200



- ★ 2 P and 3 P measurement methods
- ★ Earth potential measurement up to 30 V_{ac}
- ★ 3 measurement ranges: 10 Ω / 100 Ω / 1000 Ω

- Battery charge measurement
- Safety: 30 V Cat. III (IEC 61010-1)

Dimensions / Weight:
205 x 90 x 55 mm / 515 g (including batteries)

Supplied in a hard case with: 3 leads terminated by crocodile clips (red 15 m, yellow 10 m and green 5 m), 1 red lead 1.20 m long terminated by a crocodile clip, 2 x 20 cm stakes, 1 double measurement cable for the 2 P method and batteries.

To order: **P06232902**

Digital earth resistance tester

ERT 201

- ★ 2 P and 3 P measurement methods

- Measurement of earth potential up to 200 V_{ac}
- 3 measurement ranges: 20 Ω / 200 Ω / 2000 Ω
- Data Hold
- Safety: 200 V Cat. III (IEC 61010-1)

- ★ Charge indicator for batteries (6 x 1.5 V)
- ★ Supplied in a hard case with accessories



Dimensions in carrying case / weight:
275 x 260 x 100 mm / 550 g (including batteries)

Supplied in a hard case with:
3 leads terminated by crocodile clips (red 15 m, yellow 10 m and green 5 m), 1 red lead 1.20 m long terminated by a crocodile clip, 2 x 20 cm stakes, 1 double measurement cable for the 2 P method and batteries.

To order: **P06232901**

Earth testing kit

Carrying bag containing:
2 T-shaped stakes (18 cm),
3 measurement leads terminated by crocodile clips (20 m red, 10 m yellow, 5 m green),
additional cable for ERT 200 and 201.



To order: **P06233001**

Mains socket measurement lead

- For measuring directly on a mains socket
- Quick implementation for reliable connections



To order: **P06239307**

Digital insulation tester at 1,000 V

MH 401

- ★ Insulation measurement at 250 V_{DC} / 500 V_{DC} / 1,000 V_{DC} up to 2000 Ω
- ★ Timer / DATA HOLD / compensation of leads
- ★ Safety: 300 V Cat. III (IEC 61010-1)

- Voltage measurement: 0 to 600 Vac
- Continuity measurement (I > 200 mA) with buzzer
- Measurement comfort: voltage presence LED / ongoing insulation test LED
- Automatic standby function for batteries (6 x 1.5 V)

Supplied in a hard case with 2 leads 80 cm long (red + black) terminated by test probes plus 2 crocodile clips (red + black) connectable to test probes and batteries.

To order: **P06234101**



Loop impedance / short-circuit current tester

EIT 800

- ★ Fully automatic measurement and calculation sequence: plug in, press the button and everything is displayed
- ★ Automatic verification of connections and power supply
- ★ Automatic standby function

- Loop impedance measurement: earth loop and internal loops up to 2,000 Ω
- Calculation of short-circuit current up to 6 kA
- Phase-neutral and phase-earth voltages of the installation
- Safety: 270 V Cat. III (IEC 61010-1)

Dimensions / Weight:

205 x 90 x 55 mm / 535 g including batteries

Supplied in a hard case with 3 leads 50 cm long (green + black + red) terminated by crocodile clips, batteries and a mains socket measurement lead.

To order: **P06234701**



Electrical Safety

Analogue earth and insulation tester EIT 810

- ★ 3P or 2P earth measurement up to 1,200 Ω
- ★ Insulation measurement up to 250 / 500 Vdc up to 100 / 200 M Ω

- Voltage measurement up to 600 V_{AC}
- Instantaneous or stabilized measurement (longer measurement time)
- Battery charge measurement
- Safety: 600 V Cat. III (IEC 61010-1)

Dimensions / Weight:
250 x 190 x 110 mm / 1.5 kg

Supplied in a hard case with 3 leads terminated by crocodile clips (red 15 m, yellow 10 m and green 5 m), 1 red lead 1.20 m long terminated by a crocodile clip, 2 x 20 cm stakes, 2 leads 80 cm long (red + black) terminated by crocodile clips and 8 x 1.5 V batteries.

To order: **P06234702**



Milliohmmeter and low resistance tester MOH 700

- ★ Measurement current from 1 mA to 100 mA
- ★ Measurement methods: 4 wires or 2 wires (appropriate accessories supplied)

- 5 measurement ranges: from 0.1 m Ω to 2,000 Ω
Resolution of 100 $\mu\Omega$ /s to 1 Ω depending on calibre
Accuracy: 0.3 % \pm 2 counts
- Instantaneous or stabilized (60 s) measurement
- Indication if voltage or current circuits are not established
- DATA HOLD function
- Low battery charge indicator
- Safety: 20 V Cat. IV (IEC 61010)

Dimensions / Weight:
250 x 190 x 110 mm / 1.540 kg

Supplied in a hard case with 1 shoulder strap, 4 leads 60 cm long terminated by crocodile clips, 2 dual-input leads 80 cm long terminated by crocodile clips and 8 x 1.5 V batteries.

To order: **P06234103**



Circuit Breaker Finder

CBF 01

★ For simple location of fuses and circuit-breakers

To order: **P06237001**



	CBF 01 Transmitter	CBF 01 Receiver
Operating voltage	200 ~ 240 V	—
Operating frequency	50 / 60 Hz	—
Indication	LED	Audible and visual (LED)
Power supply	—	9 V battery
Sensitivity	—	Adjustable
Dimensions	80x50x31 mm	186x90x38 mm
Weight	Approx. 55 g	Approx. 150 g
Safety	IEC 61010 300 V Cat. II	



Supplied with three adapters for: mains socket, B22 socket (bayonet), E27 socket (screw-in), one bag, one 9 V battery, one operating manual (FR/GB/D/I/E)

Digital tachometer

RPM 82

★ Automatic calibre selection

★ MAX, MIN, HOLD

- Operation with or without contact
- Accuracy: 0.05 % + 1 count
- Rotation speed and linear speed rotation with contact: 0.5 rpm to 19,999 rpm
rotation without contact: 2.5 rpm to 99.999 rpm
linear speed: 0.05 m/min to 1,999.9 m/min

Dimensions / Weight: 160 x 72 x 37 mm / 300 g

Supplied with:

- 1 battery, 1 carrying case,
- 1 contact measurement adapter,
- 1 tapered adapter, 1 tubular adapter,
- 1 wheel for linear speed, reflective stickers.

To order: **P06236902**



USB temperature and humidity recorder

DL 53

- 32,000-point memory:
16,000 readings from -40 °C to +70 °C
16,000 readings from 0 to 100 % RH
- Wide range of recording intervals
- Easily adjustable alarms
- Min/max overrun indicator LEDs
- Simple PC connection with USB

To order: **P06230801**

★ Compact

★ Customizable

★ Easy to use

Dimensions / Weight:
101.5 x 30 x 30 mm / 20 g

Supplied with software ⁽¹⁾ on CD-Rom, protective cover, stick-on or screw-on support (screws supplied), lithium battery

⁽¹⁾ Supplied with software in 5 languages (F, GB, D, I, E) compatible with the following operating systems: Windows XP & Vista (32 bits), 7, 8, 8.1 & 10 (32 & 64 bits).

Windows 10, Windows 8/8.1, Windows 7, Windows Vista and Windows XP are registered trade marks of Microsoft Corporation



Environmental Measurements

Contact thermometers

- TM 60: 1 K/J thermocouple input, single display
- TM 62: 2 K/J thermocouple inputs, double display

TM 60

To order: **P06236301**



TM 62

To order: **P06236302**



	TM 60	TM 62
Sensor used	K / J Thermocouple	
Number of inputs	1	2
Display	Single	Double
Measurement range	- 200 °C to +1370 °C	
Resolution	0.1 °C	
Accuracy	± 0,05 % + 0.7 °C	
Functions	Relative measurement, MAX, MIN, HOLD	
Difference T1-T2	—	Yes
Backlighting	Yes	
Choice of measurement unit	Yes	
Dimensions / Weight	130 x 56 x 38 mm / 170 g	
Accessories supplied	1 K thermocouple sensor	2 K thermocouple sensors
	1 battery and 1 carrying bag	

Digital lightmeter

LM 76

- 2,000-count display
- Measurement range: 0 to 200,000 Lux
- No. of ranges: 4
- Accuracy: 3 %

- ★ Remote-controllable probe
- ★ Incidence correction
- ★ MAX, MIN, HOLD
- ★ Choice of measurement unit: Lux or Fc



Dimensions:
instrument: 130 x 55 x 38 mm – sensor: 125 x 86 x 35 mm
Weight: 250 g

Supplied with a carrying bag and 9 V battery

To order: **P06236201**

Solar power meter

SPM 72

- ★ Solar energy measurement
- ★ Compact and simple to use

- Solar power from 0 to 2,000 W/m²
- Photodiode sensor
- MAX, MIN, HOLD functions

Dimensions / Weight:
172 x 60 x 38 mm/ 150 g

Supplied with a 9 V battery and a carrying bag



To order: **P06236001**

Cable tester for telephone, computer and video wiring

CT 51



★ **Removable transmitter module: only one person needed for testing**

- For cables: RJ-45 / RJ-11 / USB / 1394 / BNC
- Testing for continuity, breaks and short-circuits
- Measurements on cables up to 180 m long

Dimensions / Weight: 200 x 100 x 27 mm / 280 g (everything included)
Supplied with cable adapters and a 9 V battery

To order: **P06237901**

Digital sound level meter

SL 105

★ **Simple to use**

★ **Measurement from 30 dB to 130 dB with autoranging**

- Large backlit display
- Measurement of sound intensity in any acoustic environment: noisy or quiet, high-pitched, low-pitched or wide-band, intermittent or continuous
- Complies with the IEC 651 standard
- A and C frequency weighting
- Long and short integration times
- Resolution: 0.1 dB
- Accuracy: ± 1.5 dB



To order: **P06236102**

Dimensions / Weight:
200 x 55 x 38 mm, 170 g
Supplied with 9 V battery,
carrying bag and wind protection cover

Stud (wood/metal) and live cable detector

D 45

★ **No more blind drilling into wooden or plasterboard walls**

- Location of live electrical cables
- Detection of metal items (pipes, etc.) and the position of wood or metal studs
- Detection depth: 30 cm
- Accuracy of indication: ± 15 mm
- Automatic calibration
- Automatic shutdown



Supplied with a 12 V battery (MN21 type)

Dimensions / Weight:
130 x 65 x 35 mm / 130 g

To order: **P06237902**

Distance meter

DM 100

★ **Simple, accurate measurement of all your dimensions**

- Laser system
- Measurement up to 50 m
- Simple to use: one key, one function
- Measures lengths, heights, areas, volumes
- Storage of last 20 measurements



Dimensions / Weight: 115 x 48 x 18 mm / 135 g
Supplied with a 9 V battery, an operating manual,
a wrist strap and a carrying bag



To order: **P06237503Z**

Laboratory Instruments

Power Supplies

XA 1525

★ Single-output DC laboratory power supply

- 0-15.0 VDC / 0-2.5 ADC adjustable output
- Separate display of voltage and current settings
- Coarse and fine voltage output adjustment
- Full overload protection



To order: **XA1525**

XA 3051

★ Single-output DC laboratory power supply

- 0-30.0 VDC / 0-5.0 ADC adjustable output
- Separate display of voltage and current settings
- Coarse and fine voltage output adjustment
- Full overload protection



To order: **XA3051**

XA 3033

★ Triple-output DC laboratory power supply

- Two 0-30.0 VDC / 0-3.0 ADC adjustable outputs and one 5 VDC / 3 ADC fixed output
- The 2 independent outputs can be set up in parallel to obtain 6 A
- The 2 independent outputs can be set up in series to obtain 60 V
- Voltage and current output regulation with low noise
- Full overload protection



To order: **XA3033**

XA 3052

★ Dual-output DC laboratory power supply

- Two 0-30.0 VDC / 0-5.0 ADC adjustable outputs
- The 2 independent outputs can be set up in parallel to obtain 10 A
- The 2 independent outputs can be set up in series to obtain 60 V
- Voltage and current regulation with low noise
- Full overload protection



To order: **XA3052**

Generators

XM 2101

★ 20,000-count multimeter with red LED display

- Basic accuracy for V DC: 0.05 %
- Voltage ranges: 2 V to 1,000 V DC/750 V AC
- Current ranges: 2 mA to 10 A DC/AC
- Resistance ranges: 2 kΩ to 20 MΩ
- Frequency measurements up to 200 kHz
- Diode test and audible continuity

To order: **XM2101**



XG 2102

★ 0.2 Hz to 2 MHz LF function generator

- Frequency meter with automatic ranges up to 50 MHz
- Sine, square and triangle signal waveforms with adjustable duty cycle
- 6-digit green LED frequency display
- Rise time 120 ns and 25 ns for TTL output
- Amplitude ± 10 Vp-p, offset \ 10 VDC (in open circuit)
- Internal linear sweep with adjustable time between 20 ms and 2 s
- Adjustable TTL and CMOS outputs, external wobble modulation input

To order: **XG2102**



Analogue oscilloscope

X 4010

★ Single-channel 10 MHz analogue oscilloscope

- Traditional ergonomics, identical to standard 2-channel oscilloscopes
- Vertical sensitivity from 5 mV to 5 V/div and x 5 expansion
- Time base from 100 ns to 0.1 s/div
- XY display mode up to 1 MHz
- Auto, Normal and TV triggering up to 30 MHz
- External trigger input
- Probe calibration signal output



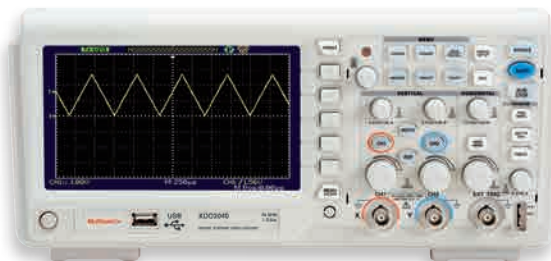
To order: **X4010**

Digital oscilloscope

XDO 2040

- ★ 2-channel oscilloscope, 40 MHz
- ★ Extra-bright 7" colour TFT screen
- ★ "Real-time" FFT Analyser
- ★ Communication: USB host and device

- Maximum sampling rate up to 1 GS/s in one-shot mode
- Maximum sampling rate up to 25 GS/s for periodic signals
- Acquisition memory depth 1 M pts per channel
- Vertical sensitivity 2 mV/div. to 10V/div.
- 32 automatic measurements simultaneously
- Manual cursor measurements
- Display in normal mode or persist mode
- 10 languages selectable by menu



To order: **XDO2040**

Photos are non-contractual. Specifications subject to modifications linked to technological developments. All our instruments, excluding accessories, are guaranteed for 1 year.

Multimetrix®

Chauvin Arnoux Group
190, rue Championnet - 75876 PARIS cedex 18 - FRANCE
Tel.: +33 1 44 85 44 85 - Fax: +33 1 46 27 73 89
info@multimetrix.fr
www.multimetrix.fr

Your distributor