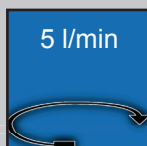



Bath | circulation water bath


circulation water bath, 6 / 11 / 22l, up to 100°C ±0.1°C, 5 l/min, flat lid included



IQ | OQ
available
page 12 for details



WCB-22 with flat lid (included)



Stainless steel flat lid (included)

WCB 100°C, 5 l/min, 6/11/22 l

Ideal for:

- biotechnology, clinical, environmental, medical, petroleum & food industry, pharmaceutical and industrial applications
- connection with evaporators and viscometers is applicable

Features:

- user's self-compensation function to control difference between real temperature and indicated temperature (±10.0°C)
- stainless steel bath & lid for superior durability & high thermal efficiency / consistency
- storage function for the set values of temperature and timer
- powerful circulation pump assures temperature uniformity: internal and external circulation
- storage function for the set values of temperature and timer
- backlight LCD display
- CE certified and unique serial number for tracing

Safety mechanism:

- locking mode
- over-temperature and over-current protection
- sensor error detection
- low water level warning and automatic stop function

Controller:

- digital fuzzy controller with **Jog-Shuttle-switch** (turn + push)

Model	WCB-6	WCB-11	WCB-22
Capacity	6 l	11 l	22 l
Temperature range & accuracy	room temperature +5°C - 100°C, ±0.1°C		
Temperature resolution, uniformity & probe	0.1°C-display, 0.1°C-control, ±0.2°C, PT100		
Heating power	800 W	1 kW	2 kW
Pump	max. flow rate 5 l/min (internal/external)		
Circulation nozzle	inner Ø 7 x outer Ø 11 mm (inner Ø 9/outer Ø 12 mm silicon tube connection for inner circulation)		
Timer & alarm	99hr 59 min (delay & continuous run), error status & timer end		
Drain valve	-		mounted (Ø9.5 - 11 mm)
Effective space	120 x 155 x 150 mm	170 x 240 x 150 mm	372 x 295 x 150 mm
Internal dimensions (W x D x H)	300 x 155 x 150 mm	302 x 240 x 150 mm	500 x 295 x 150 mm
External dimensions (W x D x H)	330 x 185 x 385 mm	335 x 275 x 385 mm	540 x 335 x 410 mm
Packing size & gross weight	350 x 210 x 340 mm, 11 kg	360 x 300 x 420 mm, 13 kg	580 x 380 x 470 mm, 18 kg
Power supply	1 Phase AC 120V, 60 Hz or AC 230V, 50/60 Hz		
Order number 230V	DH.WCB00106	DH.WCB00111	DH.WCB00122
Order number 120V	DH.WCB00206	DH.WCB00211	DH.WCB00222